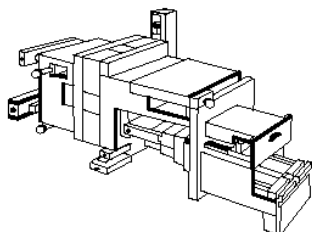


## DOMAL - Indice punzonatrici Punching machines contents



Codice/code	DESCRIZIONE – ITEM	Pagina/page
<b>ZPX14020</b>	Domal 40 – Domal Stopper PG – 45/52 - 56/63 Domal Break PA 52 – PA 63 – PA 70S (lavorazioni base)	44 – 45 – 46
<b>ZHX17014</b>	Kit optional (lavorazione squadrette per porte)	
<b>ZHX17181</b>	Kit optional (lavorazione scarico acqua Domal Extrathermic 62)	
<b>ZPX14021</b>	Domal Stopper PG – 45/52 - 56/63 Domal Break PA 52 – PA 63 – PA 70S (lavorazioni base)	47 – 48 – 49
<b>ZHX17014</b>	Kit optional (lavorazione squadrette per porte)	
<b>ZHX17181</b>	Kit optional (lavorazione scarico acqua Domal Extrathermic 62)	
<b>ZPX14026</b>	Domal Stopper PG – Domal Break PA 52 – PA 63 – PA 70S Domal Shops (lavorazione squadrette per porte)	50 – 51
EASY – PUNZONATRICI PORTATILI		52
GRUPPI FRESA		53 – 54 – 55

Codice - Code **ZPX14020**



Imballo compreso azionamento incluso (pedaliera)  
Packing included drive unit included (foot pedal)

La punzonatrice é corredata di manuale  
uso manutenzione e catalogo ricambi.  
The punching machine is complete of  
operation manual, and spares catalogue.



**Sistema - Systems**

**DOMAL 40**

**DOMALBREAK PA 52**

**DOMALBREAK PA 63 - PA 70s**

**DOMALSTOPPER PG**

**DOMALSTOPPER 45 / 52**

**DOMALSTOPPER 56 / 63**

**DOMALEXTATHERMIC 62**

Accessorio - Accessories : Giesse - L.M. - Comunello

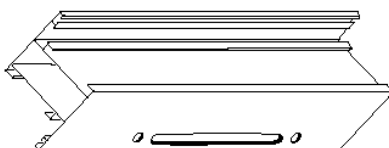
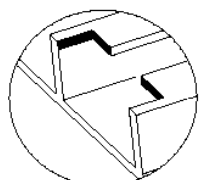
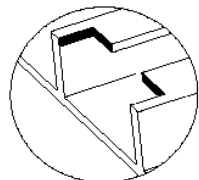


**CARATTERISTICHE TECNICHE**

cilindro diam. est. 200 mm. - int. 184 mm.  
corsa utile stelo ..... 30 mm.  
pressione di esercizio .. 6 BAR  
forza ..... Kg. 1600  
consumo aria per ciclo  
normal litro ..... 9,3  
peso ..... Kg. 52  
Ingombro ..... 650 x 250 x h 330





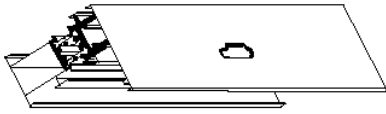
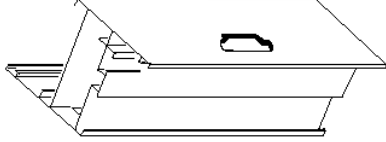
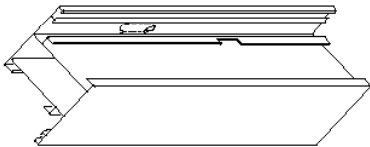



**TECHNICAL SPECIFICATIONS**

Cylinder 200 mm. dia. (ext.) - 184 mm. (int.)  
piston stroke ..... 30 mm.  
working pressure ..... 6 BAR  
power ..... Kg. 1600  
air consumption ..... 9,3 N/l per cycle  
weight ..... Kg. 52  
Overall dimension ..... 650 x 250 x h 330

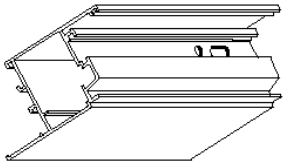
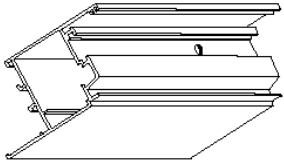
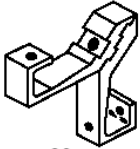
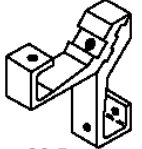
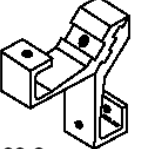
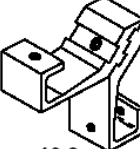
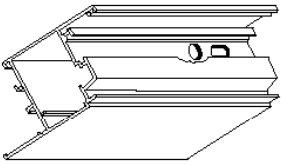
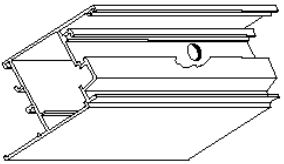

<p>Fori e asola per maniglia ( interasse fori 104 - 130 mm.)</p> <p>Holes and slot for handle ( hole center distance 104 - 130 mm. )</p>	<p>STAZIONE N° 1 STATION one</p> <p><b>DOMAL 40</b> <b>DOMALBREAK</b> <b>PA 52 - 63 - 70s</b> <b>DOMALSTOPPER</b> <b>PG - 45/52 - 56/63</b></p>	 <p style="text-align: right;"><b>1</b></p>
<p>Asportazione alette per passaggio astina</p> <p>Removal of tounge for rod passage</p>	<p>STAZIONE N° 2 STATION two</p> <p><b>DOMAL 40</b></p>	 <p style="text-align: right;"><b>2</b></p>
<p>Asportazione alette per passaggio astina</p> <p>Removal of tounge for rod passage</p>	<p>STAZIONE N° 3 STATION three</p> <p><b>DOMALSTOPPER</b> <b>PG 45/52 56/63</b> <b>DOMALBREAK</b> <b>PA 52 - 63 - 70s</b></p>	 <p style="text-align: right;"><b>3</b></p>
<p>Fori su astina</p> <p>Holes on rod</p>	<p>STAZIONE N° 4 STATION four</p> <p><b>DOMAL 40</b> <b>DOMALSTOPPER</b> <b>PG 45/52 56/63</b> <b>DOMALBREAK</b> <b>PA 52 - 63 - 70s</b></p>	 <p style="text-align: right;"><b>4</b></p>  <p style="text-align: right;"><b>5</b></p>



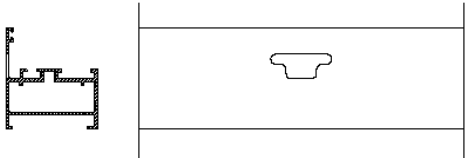
Codice - Code **ZPX14020**

6		STAZIONE N° 4 <i>STATION four</i>	Fori su astina <i>Holes on rod</i>
7		<b>DOMAL 40</b> <b>DOMALSTOPPER</b> <b>PG 45/52 56/63</b> <b>DOMALBREAK</b> <b>PA52 - 63 - 70s</b>	
8		STAZIONE N° 5 <i>STATION five</i>	Asola scarico acqua a filo guarnizione articolo 2328 ( GIESSE )  <i>Slot for water drain in line with gasket art. 2328 ( GIESSE )</i>
9		STAZIONE N° 5 <i>STATION five</i>	Asola scarico acqua a filo camera art. 2328 ( GIESSE )  <i>Slot for water drain in line with chamber art. 2328 ( GIESSE )</i>
10		STAZIONE N° 6 <i>STATION six</i>	Asportazione aletta passaggio acqua  <i>Removal of tounge for water drain</i>
11		STAZIONE N° 7 <i>STATION seven</i>	Foro aggancio e asola tiraggio squadretta  <i>Hole and slot for corner joint</i>
12		<b>DOMAL 40</b> <b>DOMALSTOPPER</b> <b>PG 45/52 56/63</b> <b>DOMALBREAK</b> <b>PA 52 - 63 - 70s</b>	Foro aggancio squadretta  <i>Hole for corner joint</i>
13			Foro per squadretta a spinare  <i>Hole for broaching corner joint</i>

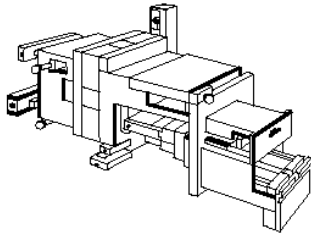
Kit Optional - Kit en option **ZHX17014**

14		<p>STAZIONE N° 8 STATION</p>	<p>Foro aggancio e asola tiraggio squadretta <i>Hole and slot for corner joint</i></p>				
15		<p>DOMALSTOPPER PG PORTE DOMALBREAK PORTE DOMAL SHOPS</p>	<p>Foro aggancio squadretta <i>Hole for corner joint</i></p>				
Codice 15 A 04		Codice 15 A 05		Codice 13 A 06		Codice 13 A 05	
 23		 26,5		 33,8		 40,8	
16		<p>STAZIONE N° 8 STATION <i>eight</i></p> <p>DOMALSTOPPER PG PORTE DOMALBREAK PORTE DOMAL SHOPS</p>	<p>Foro aggancio e asola tiraggio squadretta <i>Hole and slot for corner joint</i></p>				
17		 33,8 Codice 13 A 07	<p>Foro aggancio squadretta <i>Hole for corner joint</i></p>				

Kit Optional - Kit en option **ZHX17181**

18		<p>STAZIONE N° 5 STATION <i>five</i></p> <p>DOMAL EXTRATHERMIC 62</p>	<p>Asola scarico acqua <i>Slot for water drain</i></p>
----	---	---	--

Codice - Code **ZPX14021**



**Sistema - Systems**

**DOMALBREAK PA 52**  
**DOMALBREAK PA 63 - PA 70s**  
**DOMALSTOPPER PG**  
**DOMALSTOPPER 45 / 52**  
**DOMALSTOPPER 56 / 63**  
**DOMALEXTRATHERMIC 62**

Imballo compreso azionamento incluso (pedaliera)  
Packing included drive unit included (foot pedal)

La punzonatrice è corredata di manuale  
uso manutenzione e catalogo ricambi.  
The punching machine is complete of  
operation manual, and spares catalogue.

Accessorio - Accessories : Giesse - L.M. - Comunello

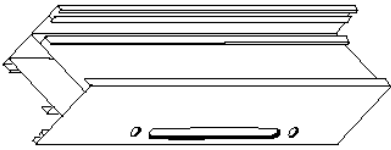
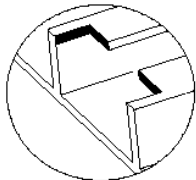


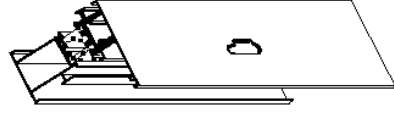
**CARATTERISTICHE TECNICHE**

cilindro diam. est. 200 mm. - int. 184 mm.  
corsa utile stelo ..... 30 mm.  
pressione di esercizio .. 6 BAR  
forza ..... Kg. 1600  
consumo aria per ciclo  
normal litro ..... 9,3  
peso ..... Kg. 52  
Ingombro ..... 650 x 250 x h 330

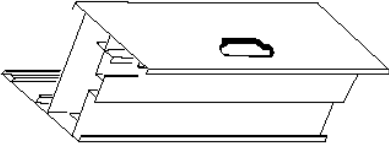

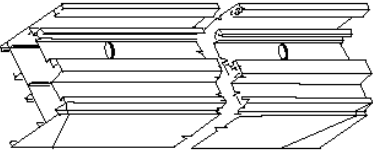



**TECHNICAL SPECIFICATIONS**

Cylinder 200 mm. dia. (ext.) - 184 mm. (int.)  
piston stroke ..... 30 mm.  
working pressure ..... 6 BAR  
power ..... Kg. 1600  
air consumption ..... 9,3 N/l per cycle  
weight ..... Kg. 52  
Overall dimension ..... 650 x 250 x h 330

<p>Fori e asola per maniglia (interasse fori 104 - 130 mm.)</p> <p>Holes and slot for handle (hole center distance 104 - 130 mm.)</p>	<p>STAZIONE N° 1 STATION one</p> <p><b>DOMAL 40</b> <b>DOMALSTOPPER</b> <b>PG</b> <b>45/52 - 56/63</b> <b>DOMALBREAK</b> <b>PA 52 -63 - 70s</b></p>	 <p style="text-align: right;"><b>1</b></p>
<p>Asportazione alette per passaggio astina</p> <p>Removal of tongues for rod passage</p>	<p>STAZIONE N° 2 STATION two</p> <p><b>DOMALSTOPPER</b> <b>PG</b> <b>45/52 - 56/63</b> <b>DOMALBREAK</b> <b>PA 52 -63 - 70s</b></p>	 <p style="text-align: right;"><b>2</b></p>
<p>Fori su astina</p> <p>Holes on rod</p>	<p>STAZIONE N° 3 STATION three</p> <p><b>DOMAL 40</b> <b>DOMALSTOPPER</b> <b>PG</b> <b>45/52 - 56/63</b> <b>DOMALBREAK</b> <b>PA 52 -63 - 70s</b></p>	 <p style="text-align: right;"><b>3</b></p>
		 <p style="text-align: right;"><b>4</b></p>
<p>Asola scarico acqua a filo guarnizione articolo 2328 ( GIESSE )</p> <p>Slot for water drain in line with gasket art. 2328 ( GIESSE )</p>	<p>STAZIONE N° 4 STATION four</p> <p><b>DOMAL BREAK</b> <b>PA52 -63 -70s</b></p>	 <p style="text-align: right;"><b>5</b></p>

Codice - Code **ZPX14021**

<p><b>6</b></p>		<p>STAZIONE N° 4 STATION <i>four</i></p> <p><b>DOMAL 40</b> <b>DOMALSTOPPER</b> <b>PG - 45/52 - 56/63</b> <b>DOMALBREAK</b> <b>PA 52 -63 - 70s</b></p>	<p>Asola scarico acqua a filo camera art. 2328 ( GIESSE )</p> <p><i>Slot for water drain in line whit chamber art. 2328 ( GIESSE )</i></p>
<p><b>7</b></p>		<p>STAZIONE N° 5 STATION <i>five</i></p>	<p>Foro aggancio e asola tiraggio squadretta</p> <p><i>Hole and slot for corner joint</i></p>
<p><b>8</b></p>		<p><b>DOMAL 40</b> <b>DOMALSTOPPER</b> <b>PG - 45/52 - 56/63</b> <b>DOMALBREAK</b> <b>PA 52 -63 - 70s</b></p>	<p>Foro aggancio squadretta</p> <p><i>Hole for corner joint</i></p>
<p><b>9</b></p>			<p>Foro per squadretta a spinare</p> <p><i>Hole for broaching corner joint</i></p>



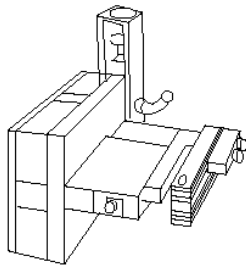
## Kit Optional - Kit en option **ZHX17014**

10		STAZIONE N° 6 STATION <i>six</i>	Foro aggancio e asola tiraggio squadretta <i>Hole and slot for corner joint</i>
11		DOMALSTOPPER PG PORTE DOMALBREAK PORTE DOMAL SHOPS	Foro aggancio squadretta <i>Hole for corner joint</i>
Codice 15 A 04  23	Codice 15 A 05  26,5	Codice 13 A 06  33,8	Codice 13 A 05  40,8
12		STAZIONE N° 6 STATION <i>six</i>  DOMALSTOPPER PG PORTE DOMALBREAK PORTE DOMAL SHOPS	Foro aggancio e asola tiraggio squadretta <i>Hole and slot for corner joint</i>
13		 33,8 Codice 13 A 07	Foro aggancio squadretta <i>Hole for corner joint</i>

## Kit Optional - Kit en option **ZHX17181**

14		STAZIONE N° 4 STATION <i>four</i>  DOMAL EXTRATHERMIC 62	Asola scarico acqua <i>Slot for water drain</i>
----	--	--	--

Codice - Code **ZPX14026**



**Sistema - Systems**

DOMALSTOPPER

DOMALBREAK

DOMALSHOPS

**PROFILI PORTE**

Imballo compreso azionamento escluso (valvola)  
Packing included drive unit excluded (valve)

La punzonatrice é corredata di manuale  
uso manutenzione e catalogo ricambi.  
The punching machine is complete of  
operation manual, and spares catalogue.

Accessorio - Accessories DOMAL - L.M.

**CARATTERISTICHE TECNICHE**

cilindro diam. est. 200 mm. - int. 184 mm.  
corsa utile stelo ..... 30 mm.  
pressione di esercizio .. 6 BAR  
forza ..... Kg. 1600  
consumo aria per ciclo  
normal litro ..... 9,3  
peso ..... Kg. 22  
Ingombro ..... 350 x 360 x h 180



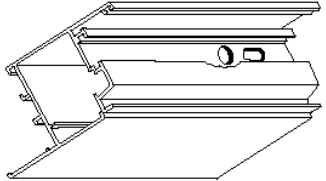
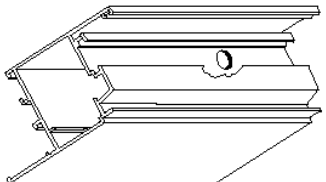
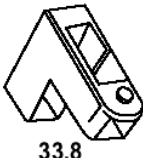
**TECHNICAL SPECIFICATIONS**

Cylinder 200 mm. dia. (ext.) - 184 mm. (int.)  
piston stroke ..... 30 mm.  
working pressure ..... 6 BAR  
power ..... Kg. 1600  
air consumption ..... 9,3 N/l per cycle  
weight ..... Kg. 22  
Overall dimension ..... 350 x 360 x h 180

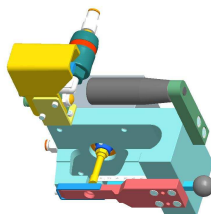
<p>Foro aggancio e asola tiraggio squadretta</p> <p>Hole and slot for corner joint</p>	<p>STAZIONE N° 1 STATION one</p>		
<p>Foro aggancio squadretta</p> <p>Hole for corner joint</p>	<p>DOMALSTOPPER DOMALBREAK DOMALSHOPS</p>		
<p>Codice 15 A 04</p> <p>23</p>	<p>Codice 15 A 05</p> <p>26,5</p>	<p>Codice 13 A 06</p> <p>33,8</p>	<p>Codice 13 A 05</p> <p>40,8</p>



Codice - Code **ZPX14026**

<p><b>3</b></p>		<p><b>DOMALSTOPPER DOMALBREAK DOMALSHOPS</b></p>	<p>Foro aggancio e asola tiraggio squadretta <i>Hole and slot for corner joint</i></p>
<p><b>4</b></p>		 <p><b>33,8</b> <b>Codice 13 A 07</b></p>	<p>Foro aggancio squadretta <i>Hole for corner joint</i></p>


# EASY



## PUNZONATRICE PNEUMATICA PORTATILE HANDLY PUNCHING MACHINE

<b>LISTINO PREZZI – PRICE LIST</b>			<b>03/2012</b>
<i>CODICE/CODE</i>	<i>DESCRIZIONE – ITEM</i>	<i>LAVORAZIONE – WORKING</i>	
<b>ZPX14926</b>	DOMAL 40	FORO Ø 11,5 mm	
<b>MATRICI DI RICAMBIO</b>			
<b>MMX42944</b>	DOMAL 40	FORO Ø 11,5 mm	
<b>PUNZONI DI RICAMBIO</b>			
<b>MPX43013</b>	DOMAL 40	FORO Ø 11,5 mm	

**CANNOTTO PORTAFRESE/CUTTERS SLEEVE**  
PER INTESTATRICI COMALL/FOR COMALL END-MILLING MACHINES



CODICE/CODE


**ZEX17147**

**ZEX17710**

per intestatrici SILVER LINE

**EASY CLAMP**

KIT INTESTATURA FERMAVETRI / MILLING ROUND EDGED GLAZING BEADS



CODICE/CODE

**ZEX17210**

**GRUPPI FRESE PER FERMAVETRO**



CODICE/CODE

SERIE

LAVORAZIONE

**FDX30347**

**Domal Stopper PG**

Intestatura Fermavetro

## GRUPPI FRESE – MILLING CUTTERS GROUPS



CODICE/CODE	SERIE	LAVORAZIONE	
<b>FDX30057</b>	DOMAL 40	Intestatura traverse e montanti	
<b>FDX30058</b>	PERSIANA Domal gelosia	Intestatura	
<b>FDX30059</b>	PERSIANA Domal gelosia	Spuntatura a T	
<b>FDX30061</b>	DOMAL STOPPER	Intestatura monoblocco	
<b>FDX30062</b>	DOMAL BREAK 52	Spuntatura a T da 52	
<b>FDX30063</b>	DOMAL STOPPER DOMAL BREAK	Spuntatura a Z da 45/52 prof. 15110-13010	
<b>FDX30065</b>	DOMAL STOPPER PG DOMAL BREAK	Intestatura fasce mobili 52	
<b>FDX30066</b>	DOMAL STOPPER PG	Intestatura fasce 45	
<b>FDX30067</b>	DOMAL STOPPER PG	Intestatura fasce mobili 52	
<b>FDX30068</b>	DOMAL STOPPER PG- BREAK	Intestatura fasce da 45	
<b>FDX30069</b>	DOMAL BREAK PA 70	Spuntatura a T	
<b>FDX30070</b>	DOMAL BREAK PA 70	Spuntatura a Z	
<b>FDX30071</b>	DOMAL BREAK PA 70	Intestatura fasce mobili	
<b>FDX30072</b>	DOMAL BREAK PA 70	Intestatura fasce 62 Prof. 24443/6	
<b>FDX30073</b>	DOMAL BREAK PA 70	Intestatura fasce 24430   senso orario	
<b>FDX30074</b>	DOMAL BREAK PA 70	Intestatura fasce 24430 antiorario	
<b>FDX30075</b>	DOMAL SHOPS	Intestatura senso orario	
<b>FDX30076</b>	DOMAL SHOPS	Intestatura senso antiorario	

## GRUPPI FRESE – MILLING CUTTERS GROUPS



CODICE/CODE	SERIE	LAVORAZIONE	
<b>FDX30077</b>	<b>DOMAL GRID</b>	Intestatura prof. 19751-53-83-85	
<b>FDX30078</b>	<b>DOMAL WOOD</b>	Intestatura	
<b>FDX30270</b>	<b>DOMAL STOPPER</b>	prof. 21654 inglesina	
<b>FDX30291</b>	<b>DOMAL BREAK PA 70S</b>	Intestatura fasce da 62 mm	
<b>FDX30292</b>	<b>DOMAL STOPPER PG 45-52 mm</b>	Intestatura fasce e zoccoli	
<b>FDX30315</b>	<b>DOMAL BREAK PA 70S</b>	Intestatura fasce mobili	
<b>FDX30390</b>	<b>DOMAL BREAK 52 PA</b>	Intestatura prof. 15128	
<b>FDX30557</b>	<b>DOMAL BRIGHT 70 (mm. 67)</b>	Intestatura	
<b>FDX30693</b>	<b>DOMAL PA 63</b>	Intestatura f.56	
<b>FDX30694</b>	<b>DOMAL BREAK PA 70 S.INT.</b>	prof. 31413/31415	