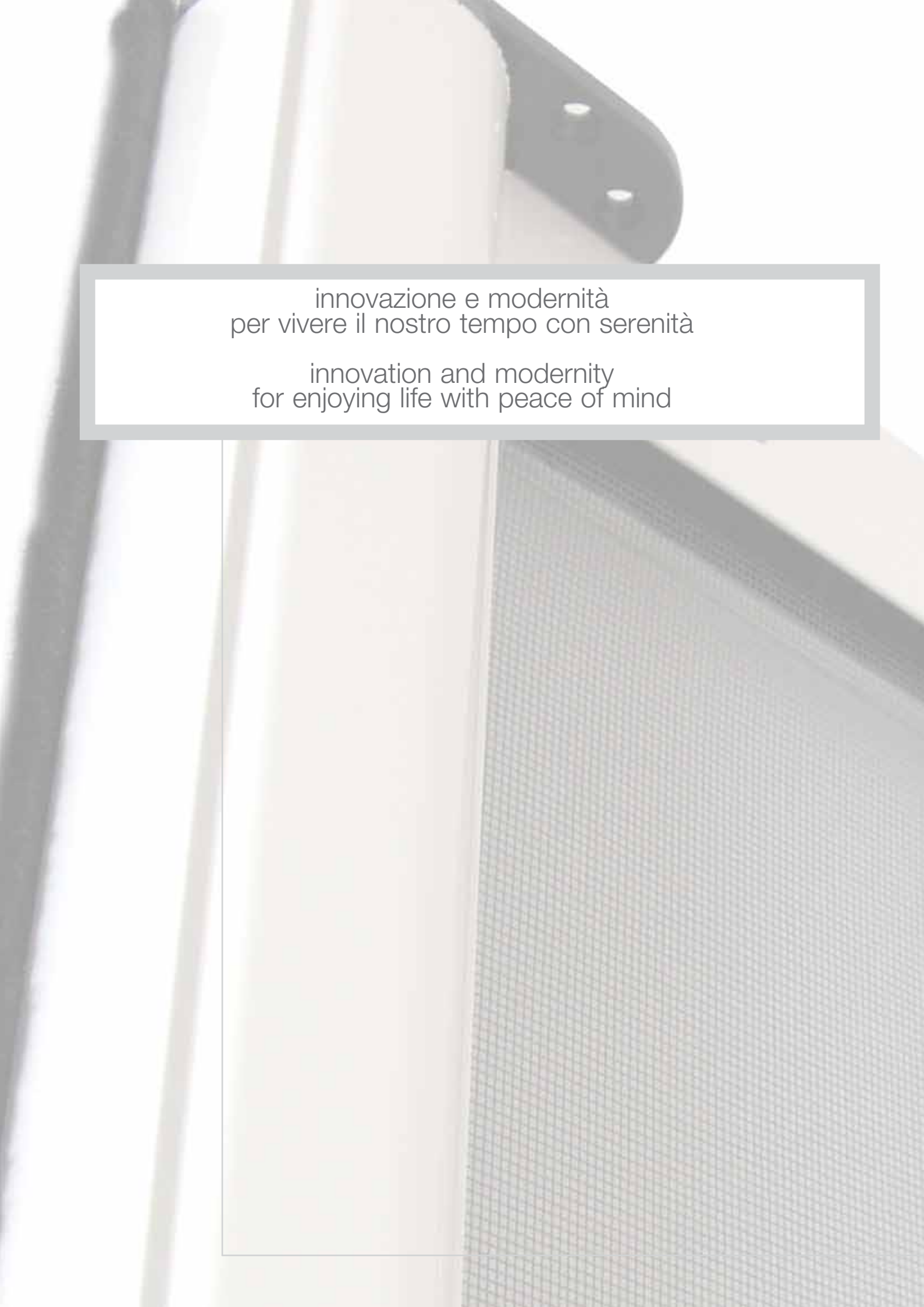


BATFLEX[®]



innovazione e modernità
per vivere il nostro tempo con serenità


innovation and modernity
for enjoying life with peace of mind



BATFLEX[®]

la vita ci riserva momenti piacevoli,
noi vogliamo che questo avvenga... sempre

life offers us pleasant moments,
we would like this to be the case... always



BATFLEX[®]



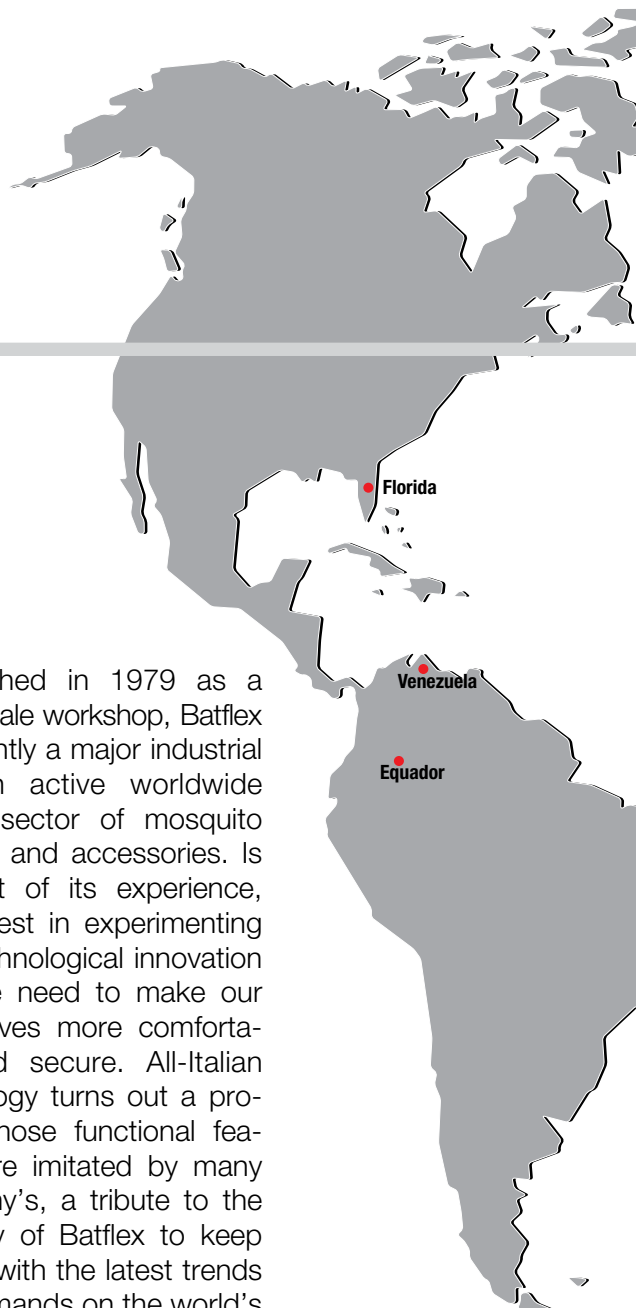
BATFLEX[®]

l'azienda the company



Nata nel 1979 come laboratorio artigianale, Batflex è oggi un'importante industria che si affaccia a livello mondiale nel settore delle zanzariere e dei suoi accessori. Il suo continuo sviluppo nasce dall'esperienza e dalla voglia di sperimentare, dall'innovazione tecnologica e dalla necessità di rendere più confortevole e sicura la vita in casa. Dalla tecnologia tutta italiana, nasce un prodotto con funzionalità imitate da molte aziende, frutto della capacità di captare le tendenze e le esigenze dei più importanti mercati mondiali.

Established in 1979 as a small-scale workshop, Batflex is currently a major industrial concern active worldwide in the sector of mosquito screens and accessories. Is the fruit of its experience, its interest in experimenting and technological innovation and the need to make our home lives more comfortable and secure. All-Italian technology turns out a product whose functional features are imitated by many company's, a tribute to the capacity of Batflex to keep in step with the latest trends and demands on the world's most important markets.





BATFLEX®

i prodotti the products



pag./page 10

M42
verticale 42 mm
vertical 42 mm



pag./page 14

L42 standard
laterale 42 mm
side-sliding 42 mm



pag./page 18

L42 plus
laterale 42 mm
side-sliding 42 mm



pag./page 22

LD42 standard
laterale doppia 42 mm
double side-sliding 42 mm



pag./page 26

LD42 plus
laterale doppia 42 mm
double side-sliding 42 mm



pag./page 30

CAT42
catenella 42 mm
chain 42 mm



pag./page 34

M31
verticale 31 mm
vertical 31 mm



pag./page 38

L31
laterale 31 mm
side-sliding 31 mm



pag./page 42

L31 plus
laterale 31 mm
side-sliding 31 mm



pag./page 46

LD31 standard
laterale doppia 31 mm
double side-sliding 31 mm



pag./page 50

LD31 plus
laterale doppia 31 mm
double side-sliding 31 mm



pag./page 54

FREE
senza guida a pavimento
without floor guide



pag./page 58

INCM45

incasso verticale 45 mm
vertical recessed 45 mm



pag./page 62

INCL45 standard

incasso laterale 45 mm
side-sliding recessed 45 mm



pag./page 66

INCL45 plus

incasso laterale 45 mm
side-sliding recessed 45 mm



pag./page 70

INCLD45 standard

incasso laterale doppia 45 mm
double side-sliding recessed 45 mm



pag./page 74

INCLD45 plus

incasso laterale doppia 45 mm
double side-sliding recessed 45 mm



pag./page 78

E45

esterna 45 mm
external 45 mm



pag./page 82

AK36

anta amerika
american shutter



pag./page 86

F11

telaio fisso
fixed frame



pag./page 88

PliFlex M18

plissè verticale 18 mm
side-sliding 31 mm



pag./page 92

PliFlex L18

plissè laterale 18 mm
side-sliding 31 mm



pag./page 96

PliFlex LD18

plissè laterale doppia 18 mm
double side-sliding 31 mm

Colori e profili

List of colours and profiles
pag./page 100

Reti e teli

Nets and drapes
pag./page 102

Comunicazione

Communication
pag./page 103

M42

zanzariera **verticale** 42 mm
vertical 42 mm












M42, zanzariera a scorrimento verticale adatta per finestre con un ingombro di 42 mm, dotata di clips per consentire una installazione pratica e veloce. Disponibile con rete grigia, nera, a strisce, filtranti e oscuranti. Opzionalmente è possibile richiedere il rallentatore che consente al telo di riavvolgersi lentamente e i piedini regolabili per facilitare l'installazione anche sulle soglie irregolari.

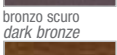

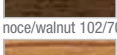
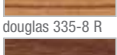
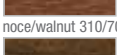
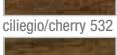
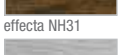
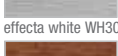
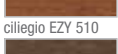

M42 vertical-sliding mosquito screen suited for windows, with a depth of 42 mm, fitted with clips for fast and easy installation. Available with grey, black or striped net, filtering and shading drapes. A speed reducer that allows the net to roll up slowly and adjustable feet for easy installation, even on irregular sills, are available on request.




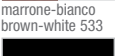
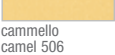
colori
colours
profili
profiles

-  bianco/white 9010
-  avorio/ivory 1013
-  marrone/brown 8017
-  bronzo/bronze
-  bronzo chiaro/ light bronze
-  argento/silver
-  verde/green 6005
-  rosso/red 3003




-  elettrocolore
-  marrone/brown raff.
-  verde/green raff.
-  grigio/grey raff.
-  DR703 ferro micaceo s.
-  rame martellato
beaten copper
-  bronzo scuro
dark bronze

-  ciliegio/cherry 317/70 R
-  noce/walnut 102/70 R
-  douglas 335-8 R
-  noce/walnut 310/70 R
-  ciliegio/cherry 532
-  effecta NH31
-  effecta white WH30
-  ciliegio EZY 510
-  renoilt chiaro
-  renoilt scuro


teli
oscuranti
shading
drapes
h max 183 mm

-  bianco/white 500
-  avorio/ivory 510
-  grigio/gray 526
-  fronte front retro back
-  marrone-bianco
brown-white 533
-  nero/black 530
-  cammello
camel 506

teli
filtranti
filtering
drapes
h max 163 mm

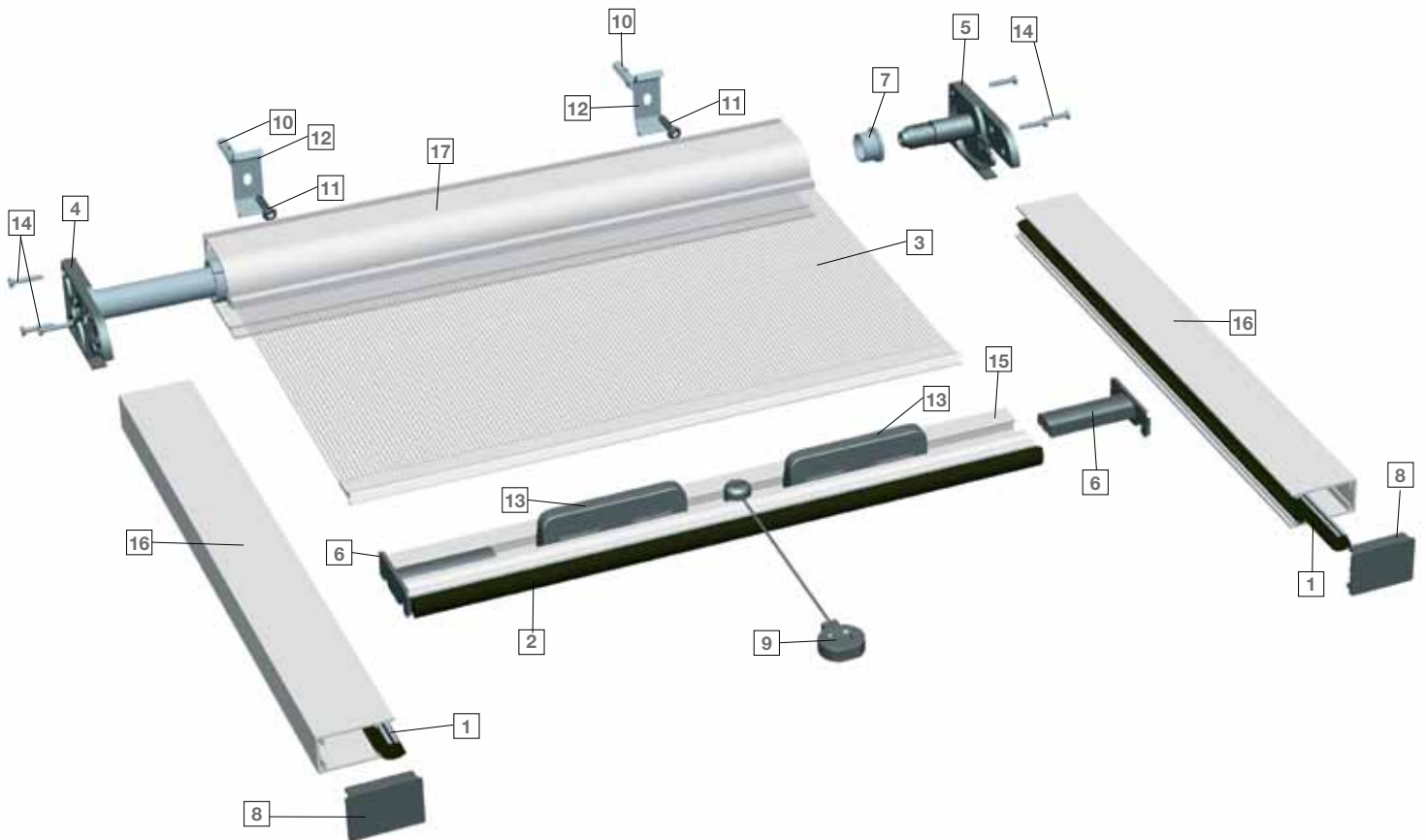
-  bianco/white
-  bianco-avana 355
white-havana 355
-  bianco-grigio 354
white-gray 354

reti
nets
h max 163 mm

-  fibra/fiber
-  fibra bianco/nero
white-black fibre
-  fibra nero/black fibre

M42

Kit di assemblaggio per zanzariera verticale da 42 mm
 Kit for assembly of 42 mm vertical mosquito screen



legenda


Z051 kit verticale 42 mm

1. Z012 spazzolino 48x95
2. Z013 spazzolino 48x100
3. Z018 rete in fibra
4. Z052 testata molla 42
5. Z053 testata 42
6. Z054 pattini mini
7. Z055 boccola 42
8. Z056 piedini di aggancio
9. Z057 nappina
10. Z058 stop 6x30
11. Z059 viti 4x30
12. Z060 supporti a scatto 42
13. Z061 maniglia
14. Z067 viti testata 2,4x20
15. Z201 barra maniglia
16. Z202 guida 21x40
17. Z204 cassonetto 42
18. Z213 rallentatore per rullo 42 mm
19. Z015 piedino regolabile

index

Z051 42 mm vertical kit

- Z012 48x95 brush
- Z013 48x1000 brush
- Z018 fibre screen
- Z052 spring cap
- Z053 cap
- Z054 mini sliders
- Z055 bushing 42
- Z056 connecting feet
- Z057 tab
- Z058 6x30 stoppers
- Z059 4x30 screws
- Z060 snapback supports
- Z061 handle
- Z067 cap screws 2.4x20
- Z201 handle rod
- Z202 guide 21x40
- Z204 42 mm head box
- Z213 speed reducer
- Z015 adjustable foot



8

I piedini di aggancio (8) vanno inseriti con il gancio rivolto verso l'interno, come a fianco rappresentato

The connecting feet (8) are inserted with the coupling facing inwards, as shown in the illustration on the left



19

I piedini regolabili (19) consentono la regolazione della zanzariera su piani irregolari.

The adjustable feet (19) make it possible to adjust the screen on irregular surfaces.



18

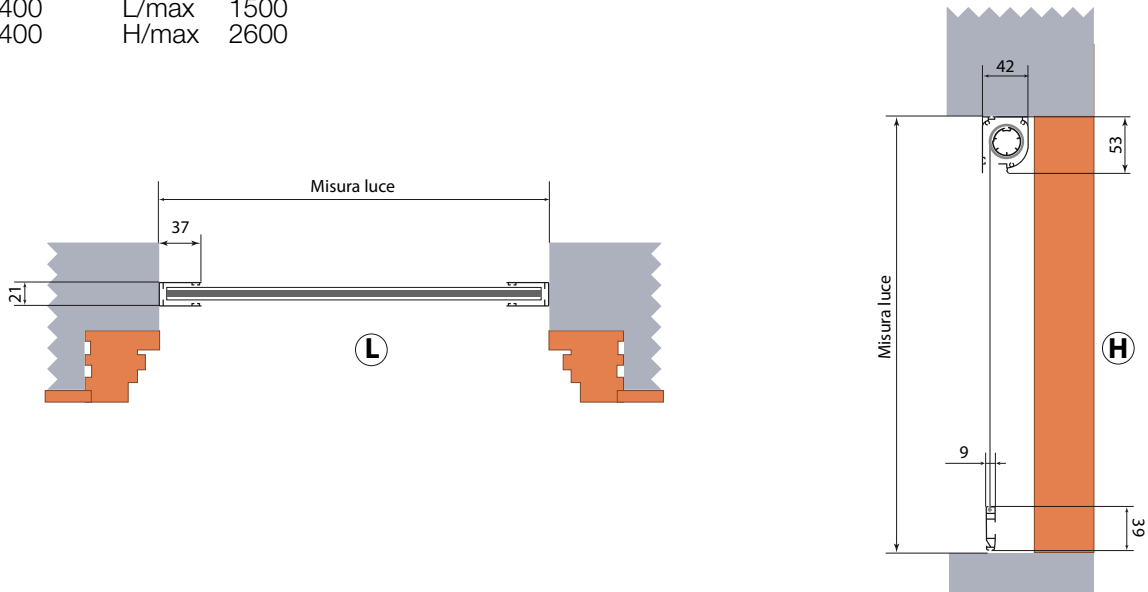
Questo accessorio opzionale consente il riavvolgimento rallentato della rete, da inserire nella parte opposta della molla.

this optional accessory slows the net rewind, to be inserted to the opposite part of the screw

scheda tecnica/technical sheet

Misure consigliate in mm/Size suggested in mm

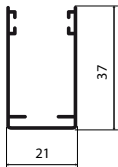
L/min 400 L/max 1500
H/min 400 H/max 2600



profili/profiles



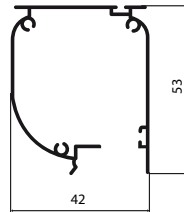
Z007
rullo
roller



Z202
guida alta 21x37
guide 21x37



Z201
barra maniglia
handle rod



Z204
cassonetto 42 mm
42 mm head box

montaggio/mounting



1 fissare 2 supporti a scatto (12)
fix 2 snapback supports in place (12)

2 agganciare il cassonetto superiore (17)
hook up the top head box (17)

3 cassonetto agganciato
head box hooked up

4 inserire i piedini di aggancio (8)
sotto le guide laterali
insert the connecting feet (8)
under the side guides

5 inserire le guide laterali (16) nel
cassonetto
insert the side guides (16) in
the head box

6 fissare le guide laterali con
una vite
fix the side guides in place
with a screw



7 fissare le viti sulla testata negli
appositi fori
fix the screws into the holes
in the cap

L42 *Standard*
zanzariera **laterale** 42 mm
side-sliding 42 mm

BATFLEX








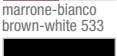

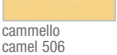
L42, zanzariera a scorrimento laterale adatta per porte e finestre con un ingombro di 42 mm, dotata di cuscinetto a sfera di scorrimento e clips per consentire una installazione pratica e veloce. Disponibile con rete grigia, nera, a strisce, filtranti e oscuranti. Opzionalmente è possibile richiedere il rallentatore che consente al telo di riavvolgersi lentamente.

L42 side-sliding mosquito screen suited for doors and windows, with a depth of 42 mm, fitted with ball-bearing slide and with clips for fast and easy installation. Available with grey, black or striped net, filtering and shading drapes. A speed reducer that allows the net to roll up slowly is available on request.




colori
colours
profili
profiles

-  bianco/white 9010
-  avorio/ivory 1013
-  marrone/brown 8017
-  bronzo/bronze
-  bronzo chiaro/ light bronze
-  argento/silver
-  verde/green 6005
-  rosso/red 3003

- teli oscuranti
shading
drapes
h max 183 mm
-  bianco/white 500
 -  avorio/ivory 510
 -  grigio/gray 526
 -  fronte front retro back
 -  marrone-bianco brown-white 533
 -  nero/black 530
 -  cammello camel 506

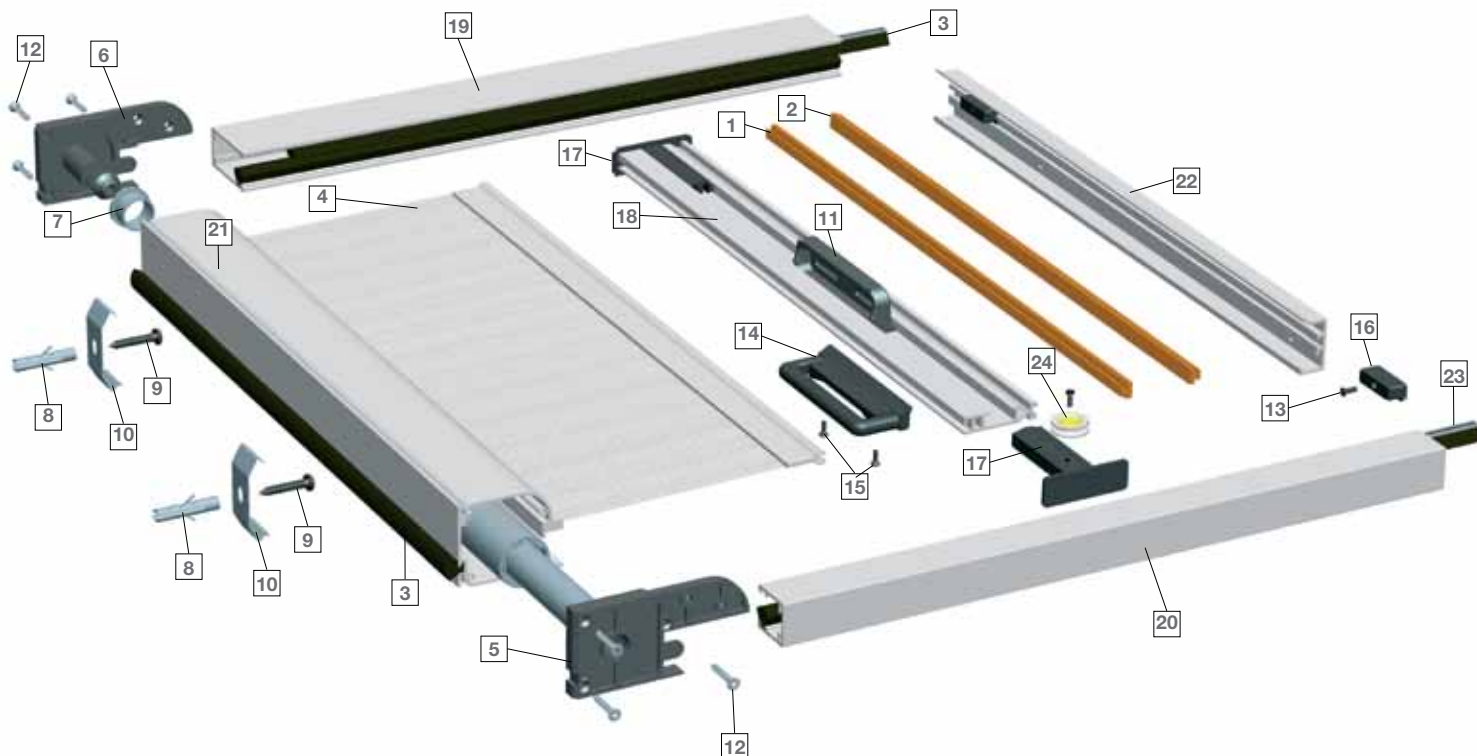
- teli filtranti
filtering
drapes
h max 163 mm
-  bianco/white
 -  bianco-avana 355 white-havana 355
 -  bianco-grigio 354 white-gray 354

- reti
nets
h max 163 mm
-  fibra/fiber
 -  fibra bianco/nero white-black fibre
 -  fibra nero/black fibre

renoit scuro

L42 Standard

Kit di assemblaggio per zanzariera laterale standard 42 mm
 Kit for assembly of the 42 mm side-sliding standard mosquito screen



legenda

Z069 kit laterale 42 mm

1.	Z010 magnete positivo
2.	Z011 magnete negativo
3.	Z012 spazzolino 48x95
4.	Z018 rete in fibra
5.	Z052 testata molla 42
6.	Z053 testata molla
7.	Z055 boccola
8.	Z058 stop 6x30
9.	Z059 viti 4x30
10.	Z060 supporti a scatto
11.	Z061 maniglia
12.	Z067 viti testata 2,4x20
13.	Z068 viti tassello 2,4x12
14.	Z070 maniglia a scatto
15.	Z071 viti maniglia a scatto 3,5x95
16.	Z072 tassello
17.	Z073 pattini max
18.	Z201 barra maniglia
19.	Z202 guida 21x37
20.	Z203 guida 21x22
21.	Z204 cassonetto 42 mm
22.	Z209 battuta di riscontro
23.	Z352 spazzolino 48x80
24.	Z350 cuscinetto a sfera

index

Z069 42 mm side-sliding kit

Z010	positive magnet
Z011	negative magnet
Z012	48x95 brush
Z018	fibre screen
Z052	spring cap 42 mm
Z053	cap 42 mm
Z055	bushing 42
Z058	stoppers 6x30
Z059	screws 4x30
Z060	snapback supports
Z061	handle
Z067	cap screws 2.4x20
Z068	bracket screws 2.4 x 12
Z070	spring-return handle
Z071	spring-return handle screws 3,5x95
Z072	bracket
Z073	max sliders
Z201	handle rod
Z202	guide 21x37
Z203	guide 21x22
Z204	42 mm head box
Z209	run stopper
Z352	48x80 brush
Z350	ball bearing



18

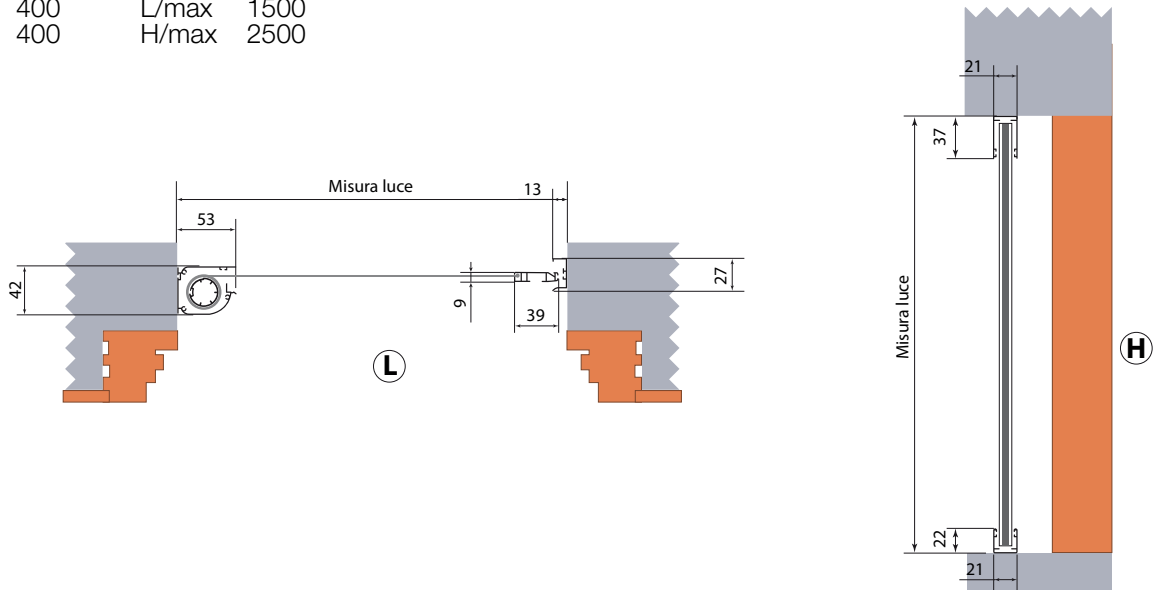
Questo accessorio opzionale consente il riavvolgimento rallentato della rete, da inserire nella parte opposta della molla.

this optional accessory slows the net rewind, to be inserted to the opposite part of the screw

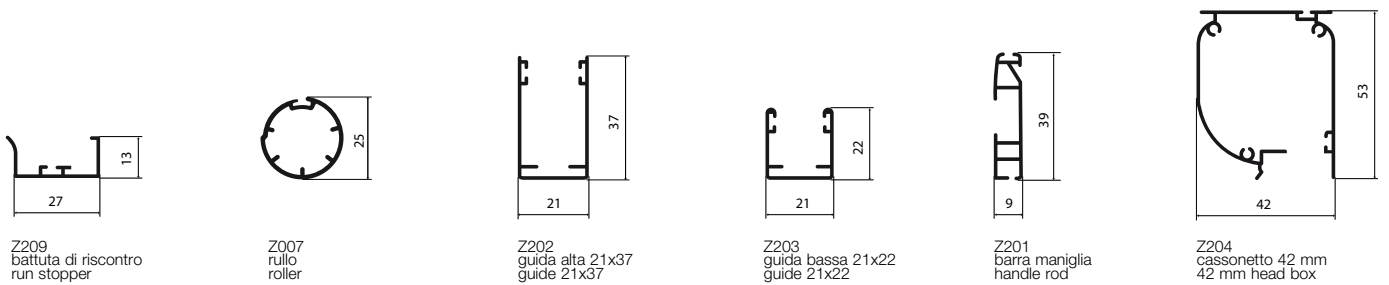
scheda tecnica/technical sheet

Misure consigliate in mm/Size suggested in mm


L/min 400 L/max 1500
H/min 400 H/max 2500



profili/profiles



montaggio/mounting



L42 *Plus*

zanzariera **laterale** 42 mm
side-sliding plus 42 mm








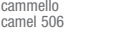
L42 plus, zanzariera a scorrimento laterale adatta per porte e finestre con un ingombro di 42 mm, comprensiva di rinforzo a colore sulla barra maniglia che evita la flessione della stessa e facilita l'apertura della zanzariera. Di serie viene installato il rallentatore che consente al telo di riavvolgersi lentamente. Dotata di cuscinetto a sfera di scorrimento e clips per consentire una installazione pratica e veloce. Disponibile con rete grigia, nera, a strisce, filtranti e oscuranti.

L42 plus side-sliding mosquito screen suited for windows, with a depth of 42 mm, including coloured reinforcement on the handle rod to prevent bending and make it easier to open the screen. Standard version has a speed reducer that allows the net to roll up slowly. Fitted with ball-bearing slide and with clips for fast and easy installation. Available with grey, black or striped net, filtering and shading drapes.






colori
colours
profili
profiles

-  bianco/white 9010
-  avorio/ivory 1013
-  marrone/brown 8017
-  bronzo/bronze
-  bronzo chiaro/light bronze
-  argento/silver
-  verde/green 6005
-  rosso/red 3003

- teli oscuranti
shading drapes
h max 183 mm
-  bianco/white 500
 -  avorio/ivory 510
 -  grigio/gray 526
 -  fronte front
 -  retro back
 -  marrone-bianco brown-white 533
 -  nero/black 530
 -  cammello camel 506

- teli filtranti
filtering drapes
h max 163 mm
-  bianco/white
 -  bianco-avana 355 white-havana 355
 -  bianco-grigio 354 white-gray 354

- reti nets
h max 163 mm
-  fibra/fiber
 -  fibra bianco/nero white-black fibre
 -  fibra nero/black fibre

effecta NH31

effecta white WH30

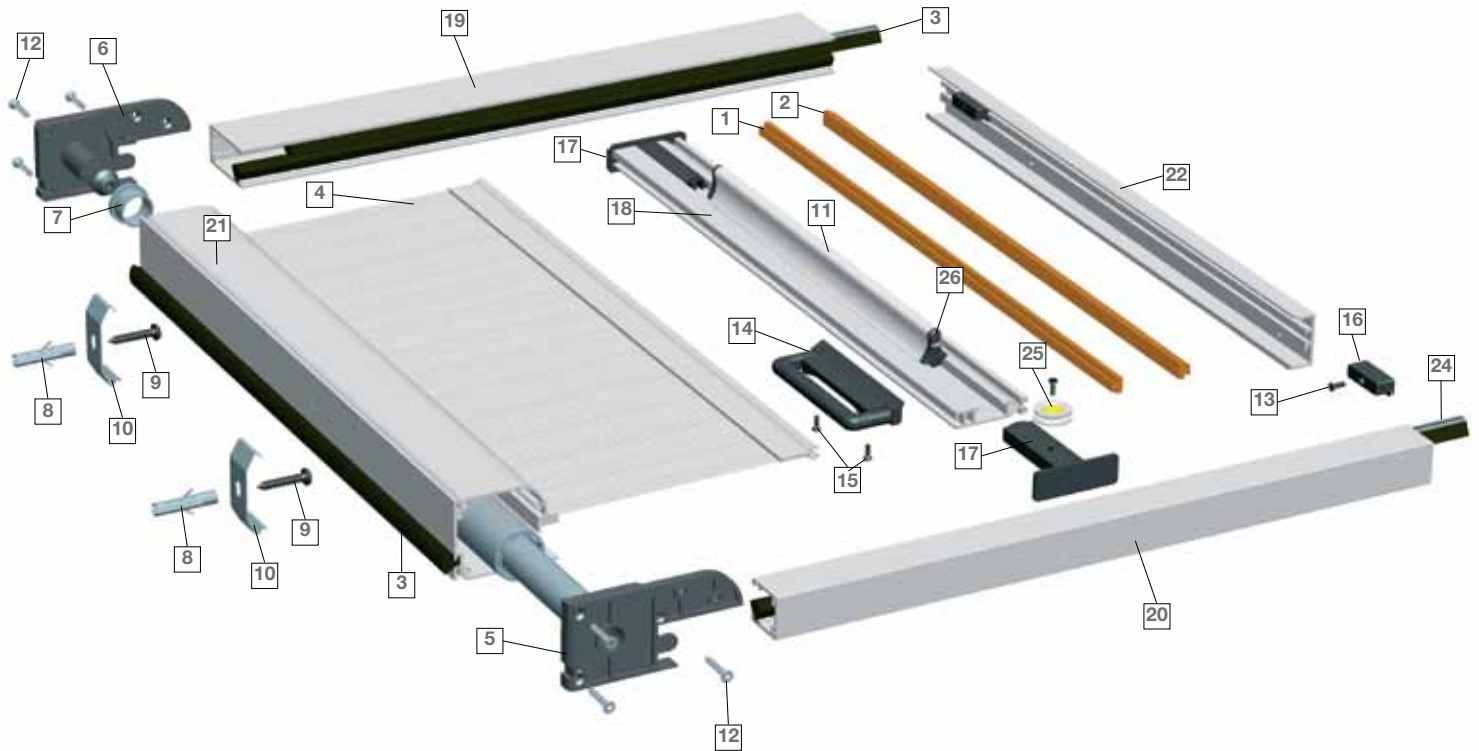
ciliegio EZY 510

renoit chiaro

renoit scuro

L42 Plus

Kit di assemblaggio per zanzariera laterale plus 42 mm
 Kit for assembly of the 42 mm side-sliding plus mosquito screen



legenda

Z069 kit laterale 42 mm

- | | |
|-----|------------------------------------|
| 1. | Z010 magnete positivo |
| 2. | Z011 magnete negativo |
| 3. | Z012 spazzolino 48x95 |
| 4. | Z018 rete in fibra |
| 5. | Z052 testata molla 42 |
| 6. | Z053 testata molla |
| 7. | Z055 boccia |
| 8. | Z058 stop 6x30 |
| 9. | Z059 viti 4x30 |
| 10. | Z060 supporti a scatto |
| 11. | Z255 rinforzo barra maniglia |
| 12. | Z067 viti testata 2,4x20 |
| 13. | Z068 viti tassello 2,4x12 |
| 14. | Z070 maniglia a scatto |
| 15. | Z071 viti maniglia a scatto 3,5x95 |
| 16. | Z072 tassello |
| 17. | Z073 pattini max |
| 18. | Z201 barra maniglia |
| 19. | Z202 guida 21x37 |
| 20. | Z203 guida 21x22 |
| 21. | Z204 cassonetto 42 mm |
| 22. | Z209 battuta di riscontro |
| 23. | Z213 rallentatore per rullo 42 mm |
| 24. | Z352 spazzolino 48x80 |
| 25. | Z350 cuscinetto a sfera |
| 26. | Z302 tappo rinforzo barra maniglia |

index

Z069 42 mm side-sliding kit

- | | |
|------|--------------------------------|
| Z010 | positive magnet |
| Z011 | negative magnet |
| Z012 | 48x95 brush |
| Z018 | fibre screen |
| Z052 | spring cap 42 mm |
| Z053 | spring cap |
| Z055 | bushing 42 |
| Z058 | stoppers 6x30 |
| Z059 | screws 4x30 |
| Z060 | snapback supports |
| Z255 | handle rod support |
| Z067 | cap screws 2.4x20 |
| Z068 | bracket screws 2.4 x 12 |
| Z070 | snapback handle |
| Z071 | snapback handle screws 3.5x95 |
| Z072 | bracket |
| Z073 | max sliders |
| Z201 | handle rod |
| Z202 | guide 21x37 |
| Z203 | guide 21x22 |
| Z204 | 42 mm head box |
| Z209 | run stopper |
| Z213 | speed reducer for roller 42 mm |
| Z352 | 48x80 brush |
| Z350 | ball bearing |
| Z302 | handle rod reinforcement plug |



23

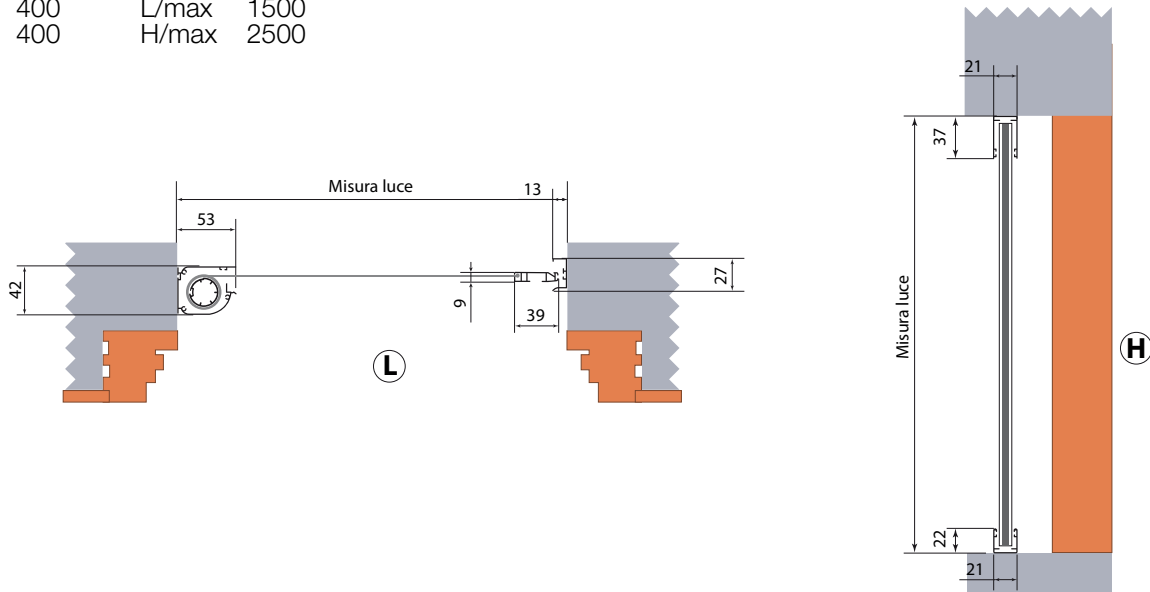
Questo accessorio di serie consente il riavvolgimento rallentato della rete, da inserire nella parte opposta della molla.

this current accessory slows the net rewind, to be inserted to the opposite part of the screw

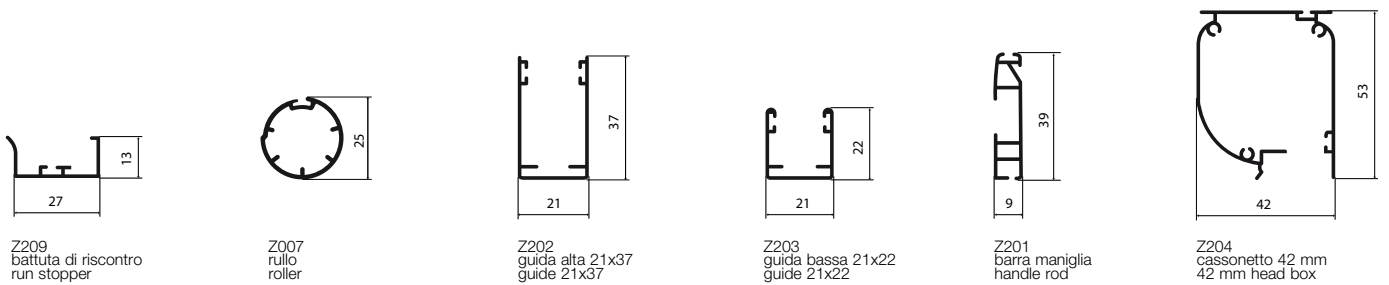
scheda tecnica/technical sheet

Misure consigliate in mm/Size suggested in mm


L/min 400 L/max 1500
H/min 400 H/max 2500



profili/profiles



montaggio/mounting



LD42 *Standard*

zanzariera **laterale doppia** 42 mm
double side-sliding 42 mm

BATFLEX





LD42, zanzariera con ingombro di 42 mm a scorrimento laterale con doppia anta di apertura adatta per porte e finestre di grandi dimensioni, con la possibilità di bloccare una delle due ante in qualsiasi punto. Dotata di cuscinetto a sfera di scorrimento e clips per consentire una installazione pratica e veloce. Disponibile con rete grigia, nera, a strisce, filtranti e oscuranti. Opzionalmente è possibile richiedere il rallentatore che consente al telo di riavvolgersi lentamente.

LD42 side-sliding two-door mosquito screen with a depth of 42 mm suited for big doors and windows, with the possibility of blocking one of the doors in any position. Fitted with ball-bearing slide and with clips for fast and easy installation. Available with grey, black and striped net, filtering and shading drapes. A speed reducer that allows the net to roll up slowly is available on request.

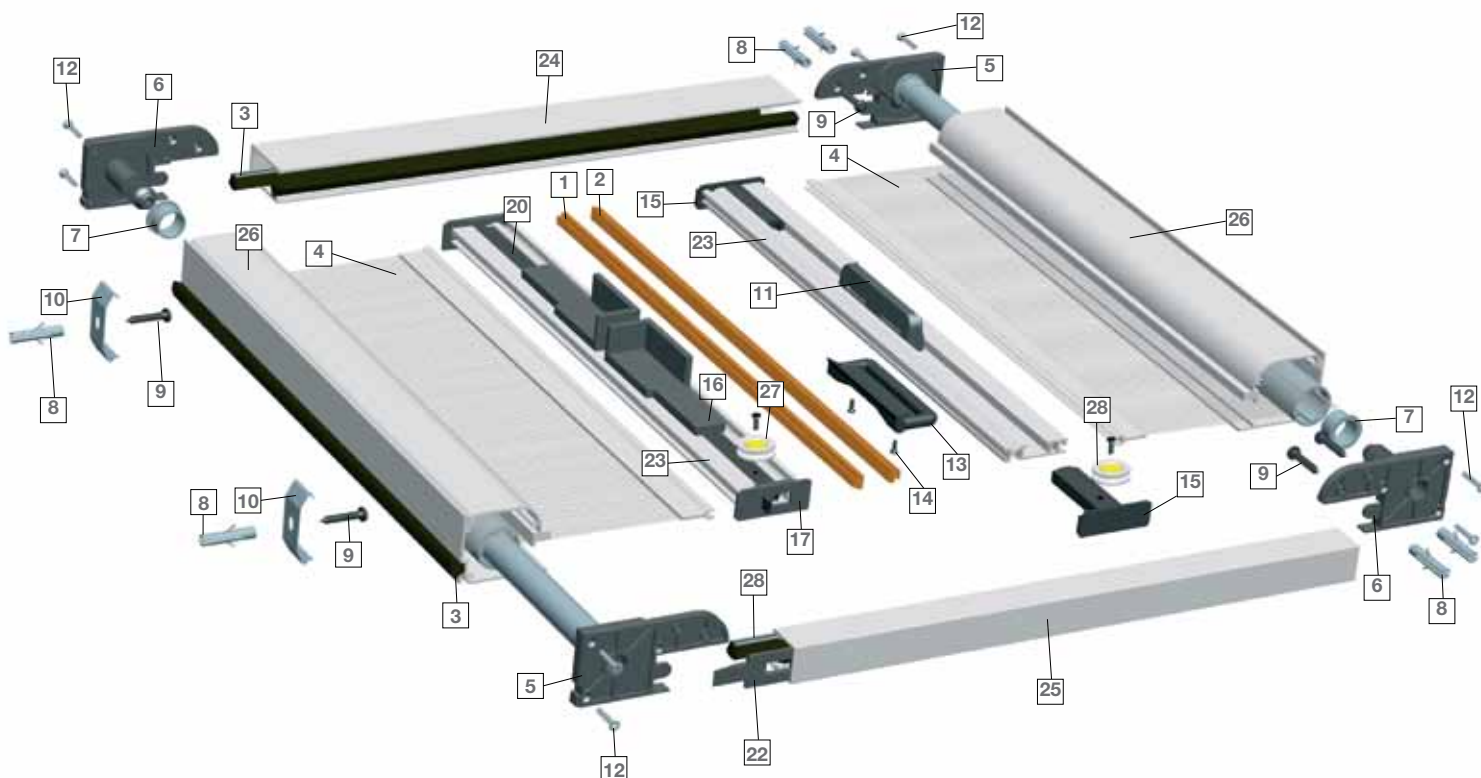


colori
colours
profili
profiles

-  bianco/white 9010
 -  avorio/ivory 1013
 -  marrone/brown 8017
 -  bronzo/bronze
 -  bronzo chiaro/ light bronze
 -  argento/silver
 -  verde/green 6005
 -  rosso/red 3003
 -  elettrocolore
 -  marrone/brown raff.
 -  verde/green raff.
 -  grigio/grey raff.
 -  DR703 ferro micaceo s.
 -  rame martellato
beaten copper
 -  bronzo scuro
dark bronze
 -  ciliegio/cherry 317/70 R
 -  noce/walnut 102/70 R
 -  douglas 335-8 R
 -  noce/walnut 310/70 R
 -  ciliegio/cherry 532
 -  effecta NH31
 -  effecta white WH30
 -  ciliegio EZY 510
 -  renoilt chiaro
 -  renoilt scuro
-
-  bianco/white 500
 -  avorio/ivory 510
 -  grigio/gray 526
 -  fronte
front retro
back
 -  marrone-bianco
brown-white 533
 -  nero/black 530
 -  cammello
camel 506
-
-  bianco/white
 -  bianco-avana 355
white-havana 355
 -  bianco-grigio 354
white-gray 354
-
-  reti
nets
h max 163 mm
 -  fibra/fiber
 -  fibra bianco/nero
white-black fibre
 -  fibra nero/black fibre

LD42 Standard

Kit di assemblaggio per zanzariera laterale doppia standard 42 mm
 Kit for assembly of 42 mm standard double side-sliding mosquito screen



legenda

Z069 kit laterale 42 mm - n° 2 pezzi

- | | |
|-----|------------------------------------|
| 1. | Z010 magnete positivo |
| 2. | Z011 magnete negativo |
| 3. | Z012 spazzolino 48x95 |
| 4. | Z018 rete in fibra |
| 5. | Z052 testata molla 42 |
| 6. | Z053 testata molla |
| 7. | Z055 boccola |
| 8. | Z058 stop 6x30 |
| 9. | Z059 viti 4x30 |
| 10. | Z060 supporti a scatto |
| 11. | Z061 maniglia |
| 12. | Z067 viti testata 2,4x20 |
| 13. | Z070 maniglia a scatto |
| 14. | Z071 viti maniglia a scatto 3,5x95 |
| 15. | Z073 pattini max |

Z110 kit meccanismo chiusura

- | | |
|-----|-----------------------------------|
| 16. | Z111 maniglia LD |
| 17. | Z112 pattino forato |
| 18. | Z113 forcina |
| 19. | Z114 molla 6x40 |
| 20. | Z118 astina PVC |
| 21. | Z116 brugola |
| 22. | Z117 fermo ap. Centrale |
| 23. | Z201 barra maniglia |
| 24. | Z202 guida 21x37 |
| 25. | Z203 guida 21x22 |
| 26. | Z204 cassonetto 42 mm |
| 27. | Z352 spazzolino 48x80 |
| 28. | Z350 cuscinetto a sfera |
| 29. | Z213 rallentatore per rullo 42 mm |

index

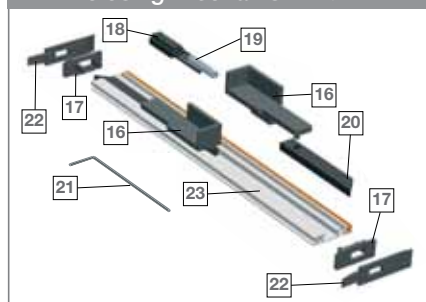
Z069 42 mm side-sliding kit - 2 pieces

- | | |
|------|-------------------------------|
| Z010 | positive magnet |
| Z011 | negative magnet |
| Z012 | 48x95 brush |
| Z018 | fibre screen |
| Z052 | spring cap 42 mm |
| Z053 | spring cap 42 mm |
| Z055 | bushing 42 |
| Z058 | stoppers 6x30 |
| Z059 | screws 4x30 |
| Z060 | snapback supports |
| Z061 | handle |
| Z067 | cap screws 2.4x20 |
| Z070 | snapback handle |
| Z071 | snapback handle screws 3.5x95 |
| Z073 | max sliders |

Z110 closing mechanism kit

- | | |
|------|--------------------------------|
| Z111 | LD handle |
| Z112 | perforated slider |
| Z113 | fork |
| Z114 | spring 6x40 |
| Z118 | rod in PVC |
| Z116 | Allen wrench |
| Z117 | central opening stopper |
| Z201 | handle rod |
| Z202 | guide 21x37 |
| Z203 | guide 21x22 |
| Z204 | 42 mm head box |
| Z352 | 48x80 brush |
| Z350 | ball bearing |
| Z213 | speed reducer for roller 42 mm |

Z110 kit meccanismo chiusura closing mechanism kit



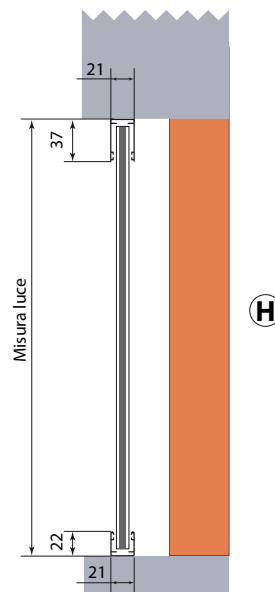
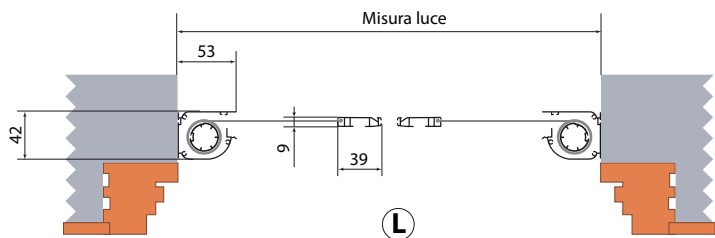
Questo accessorio
 optional consente il
 riavvolgimento rallentato
 della rete, da inserire
 nella parte opposta
 della molla.

this optional accessory
 slows the net rewind,
 to be inserted to the
 opposite part of the
 screw

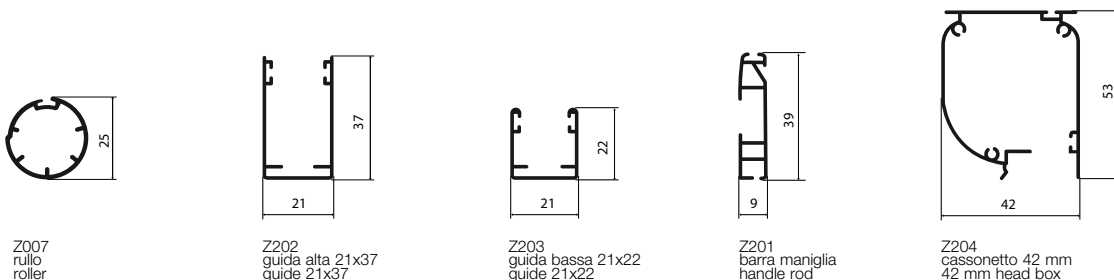
scheda tecnica/technical sheet

Misure consigliate in mm/Size suggested in mm

L/min 400 L/max 3000
 H/min 400 H/max 2600



profili/profiles



Z207
 rullo
 roller

Z202
 guida alta 21x37
 guide 21x37

Z203
 guida bassa 21x22
 guide 21x22

Z201
 barra maniglia
 handle rod

Z204
 cassonetto 42 mm
 42 mm head box

montaggio/mounting

- fissare 2 supporti a scatto (10) laterali
 fix 2 side snapback supports (10) in place
- agganciare il cassonetto laterale (3)
 hook up the side head box (3)
- cassonetto agganciato
 head box hooked up
- inserire il fermo per l'apertura centrale nella guida inferiore (25) e superiore (24)
 insert central-opening stop in the lower (25) and upper (24) guides
- inserire la barra inferiore (20) nel cassonetto
 insert the lower bar (20) in the head box
- fissare 3 supporti a scatto laterali (10) per il cassonetto dx
 fix 3 side snapback supports (10) in place for the right head box
- inserire la barra inferiore (25) nel cassonetto opposto (26)
 insert lower bar (25) in the opposite head box (26)
- inserire la barra superiore (24) nel cassonetto opposto (26)
 insert upper bar (24) in opposite head box (26)
- agganciare il cassonetto nei 3 supporti a scatto e fissare le testate (5/6) con le viti negli appositi fori
 hook up the head box on the 3 snapback supports and screw the caps (5/6) in place through the holes provided
- fissare i fermi precedentemente inseriti nelle guide superiore e inferiore in asse fra di loro con la brugola in dotazione
 fix the stops already inserted in the upper and lower guides on an axis with each other using the Allen wrench supplied

LD42 *Plus*

zanzariera **laterale doppia** 42 mm
double side-sliding plus 42 mm






LD42 plus, zanzariera con ingombro di 42 mm a scorrimento laterale con doppia anta di apertura adatta per porte e finestre di grandi dimensioni, con la possibilità di bloccare una delle due ante in qualsiasi punto. Comprensiva di rinforzo a colore sulla barra maniglia che evita la flessione della stessa e facilita l'apertura della zanzariera. Di serie viene installato il rallentatore che consente al telo di riavvolgersi lentamente. Dotata di cuscinetto a sfera di scorrimento e clips per consentire una installazione pratica e veloce. Disponibile con rete grigia, nera, a strisce, filtranti e oscuranti.


LD42 plus, side-sliding two-door mosquito screen with a depth of 42 mm, suited for big doors and windows, with the possibility of blocking one of the two doors in any position. Includes coloured reinforcement on the handle rod to prevent bending and make it easier to open the screen. Standard version has a speed reducer that allows the net to roll up slowly. Fitted with ball-bearing slide and with clips for fast and easy installation. Available with grey, black or striped net, filtering and shading drapes.



colori
colours
profili
profiles



bianco/white 9010



avorio/ivory 1013




marrone/brown 8017



bronzo/bronze



bronzo chiaro/light bronze



argento/silver



verde/green 6005




rosso/red 3003



elettrocolore



marrone/brown raff.



verde/green raff.



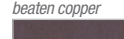
grigio/grey raff.




DR703 ferro micaceo s.



rame martellato
beaten copper



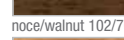
bronzo scuro
dark bronze



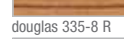
ciliegio/cherry 317/70 R




noce/walnut 102/70 R




douglas 335-8 R



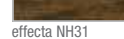
noce/walnut 310/70 R



ciliegio/cherry 532




effecta NH31




effecta white WH30



ciliegio EZY 510



renoilt chiaro




renoilt scuro


teli
oscuranti
shading
drapes
h max 183 mm




bianco/white 500



avorio/ivory 510



grigio/gray 526



fronte/retro
front/back



marrone-bianco
brown-white 533



nero/black 530



cammello
camel 506

teli
filtranti
filtering
drapes
h max 163 mm



bianco/white



bianco-avana 355
white-havana 355



bianco-grigio 354
white-gray 354



reti
nets

h max 163 mm



fibra/fiber



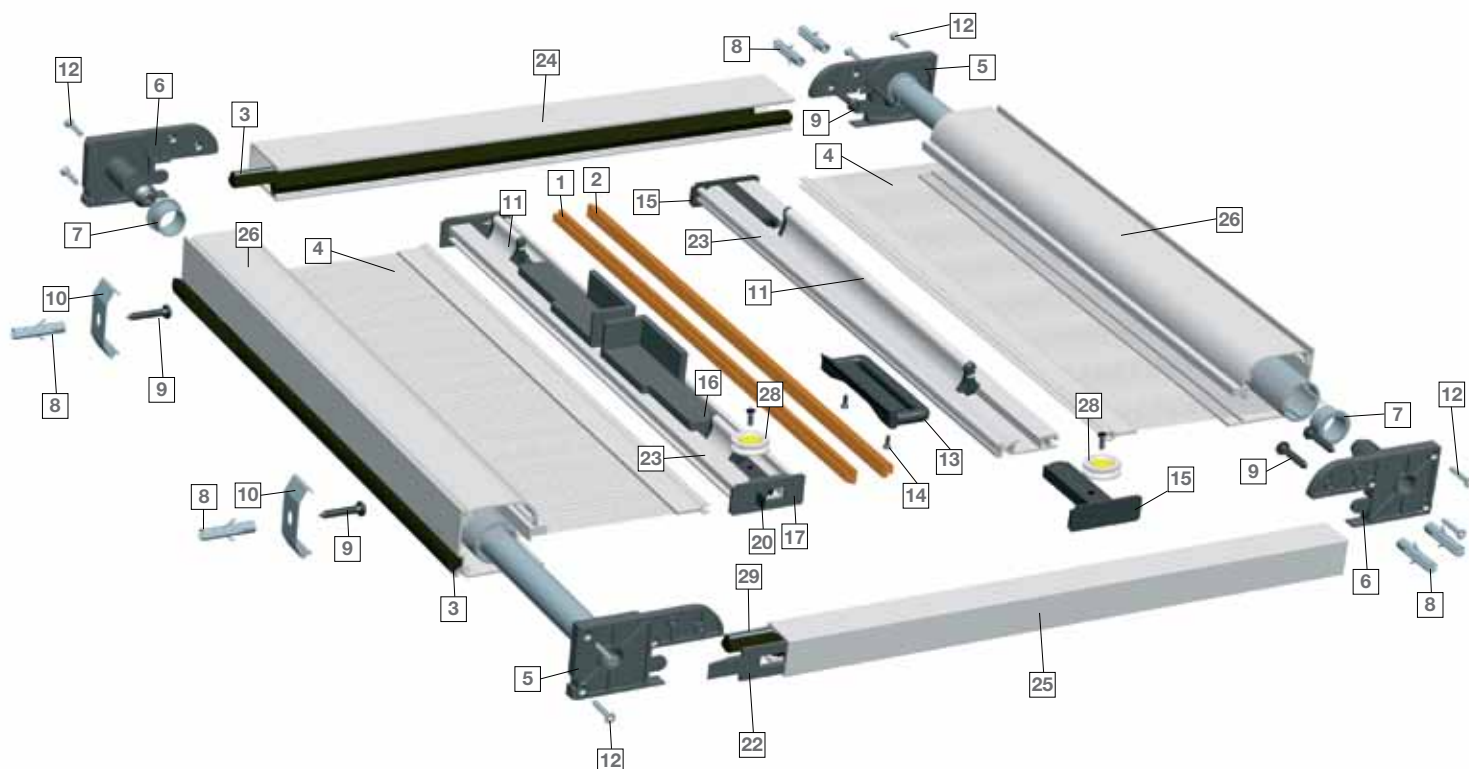
fibra bianco/nero
white-black fibre



fibra nero/black fibre

LD42 Plus

Kit di assemblaggio per zanzariera laterale doppia plus 42 mm
 Kit for assembly of 42 mm double side-sliding plus mosquito screen



legenda

Z069 kit laterale 42 mm - n° 2 pezzi

- | | |
|-----|------------------------------------|
| 1. | Z010 magnete positivo |
| 2. | Z011 magnete negativo |
| 3. | Z012 spazzolino 48x95 |
| 4. | Z018 rete in fibra |
| 5. | Z052 testata molla 42 |
| 6. | Z053 testata molla |
| 7. | Z055 boccola |
| 8. | Z058 stop 6x30 |
| 9. | Z059 viti 4x30 |
| 10. | Z060 supporti a scatto |
| 11. | Z255 rinforzo barramaniglia |
| 12. | Z067 viti testata 2,4x20 |
| 13. | Z070 maniglia a scatto |
| 14. | Z071 viti maniglia a scatto 3,5x95 |
| 15. | Z073 pattini max |

Z110 kit meccanismo chiusura

- | | |
|-----|-----------------------------------|
| 16. | Z111 maniglia LD |
| 17. | Z112 pattino forato |
| 18. | Z113 forcella |
| 19. | Z114 molla 6x40 |
| 20. | Z118 astina PVC |
| 21. | Z116 brugola |
| 22. | Z117 fermo ap. Centrale |
| 23. | Z201 barra maniglia |
| 24. | Z202 guida 21x37 |
| 25. | Z203 guida 21x22 |
| 26. | Z204 cassonetto 42 mm |
| 27. | Z213 rallentatore per rullo 42 mm |
| 28. | Z350 cuscinetto a sfera |
| 29. | Z352 spazzolino 48x80 |

index

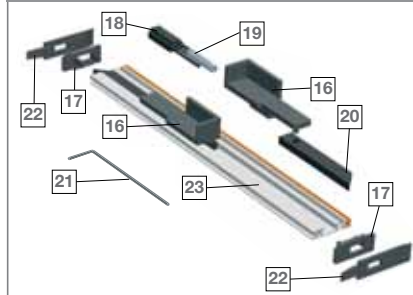
Z069 42 mm side-sliding kit - 2 pieces

- | | |
|------|-------------------------------|
| Z010 | positive magnet |
| Z011 | negative magnet |
| Z012 | 48x95 brush |
| Z018 | fibres screen |
| Z052 | spring cap 42 mm |
| Z053 | spring cap |
| Z055 | bushing 42 |
| Z058 | stoppers 6 x 30 |
| Z059 | screws 4x30 |
| Z060 | snapback supports |
| Z255 | handle rod support |
| Z067 | cap screws 2.4x20 |
| Z070 | spring-return handle |
| Z071 | snapback handle screws 3.5x95 |
| Z073 | max sliders |

Z110 closing mechanism kit

- | | |
|------|--------------------------------|
| Z111 | LD handle |
| Z112 | perforated slider |
| Z113 | fork |
| Z114 | spring 6x40 |
| Z118 | rod in PVC |
| Z116 | allen wrench |
| Z117 | central opening stopper |
| Z201 | handle rod |
| Z202 | guide 21x37 |
| Z203 | guide 21x22 |
| Z204 | 42 mm head box |
| Z213 | speed reducer for roller 42 mm |
| Z350 | ball bearing |
| Z352 | 48x80 brush |

Z110 kit meccanismo chiusura closing mechanism kit



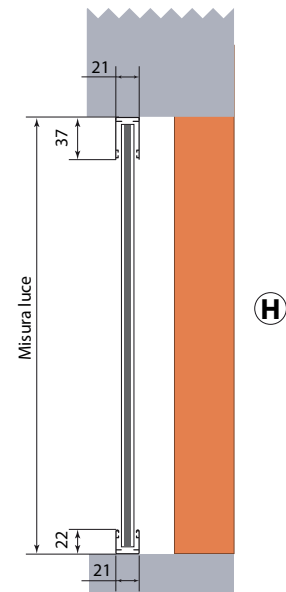
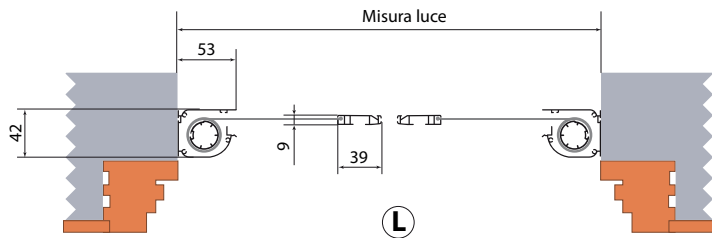
27
 Questo accessorio di serie consente il riavvolgimento rallentato della rete, da inserire nella parte opposta della molla.

this current accessory slows the net rewind, to be inserted to the opposite part of the spring

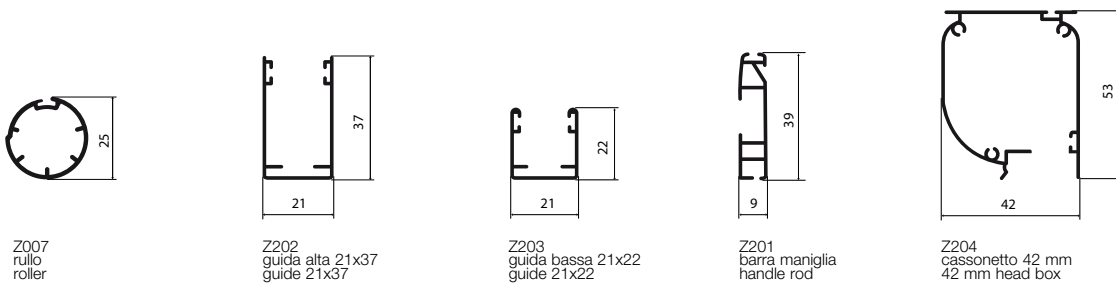
scheda tecnica/technical sheet

Misure consigliate in mm/Size suggested in mm


L/min 400 L/max 3000
H/min 400 H/max 2600



profili/profiles



montaggio/mounting



CAT42

zanzariera a catena

chain 42 mm












CAT42, zanzariera a catena con ingombro di 42 mm a scorrimento verticale adatta per porte e finestre, priva di guida a pavimento. E' dotata di una leggera molla di richiamo per consentire la giusta tensione della rete. Disponibile con rete grigia, nera, a strisce, filtranti e oscuranti.



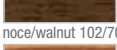
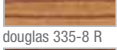
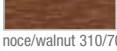





CAT42, vertical-sliding mosquito screen with chain, depth 42 mm, suited for doors and windows, with no floor guides. A light return spring is fitted for correct net tension. Available with grey, black or striped net, filtering and shading drapes.



colori
colours
profili
profiles

-  bianco/white 9010
-  avorio/ivory 1013
-  marrone/brown 8017
-  bronzo/bronze
-  bronzo chiaro/ light bronze
-  argento/silver
-  verde/green 6005
-  rosso/red 3003



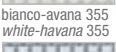
-  elettrocolore
-  marrone/brown raff.
-  verde/green raff.
-  grigio/grey raff.
-  DR703 ferro micaceo s.
-  rame martellato beaten copper
-  bronzo scuro dark bronze

-  ciliegio/cherry 317/70 R
-  noce/walnut 102/70 R
-  douglas 335-8 R
-  noce/walnut 310/70 R
-  ciliegio/cherry 532
-  effecta NH31
-  effecta white WH30
-  ciliegio EZY 510
-  renoilt chiaro
-  renoilt scuro


teli
oscuranti
shading
drapes
h max 183 mm

-  bianco/white 500
-  avorio/ivory 510
-  grigio/gray 526
-  fronte front retro back
-  marrone-bianco brown-white 533
-  nero/black 530
-  cammello camel 506

teli
filtranti
filtering
drapes
h max 163 mm

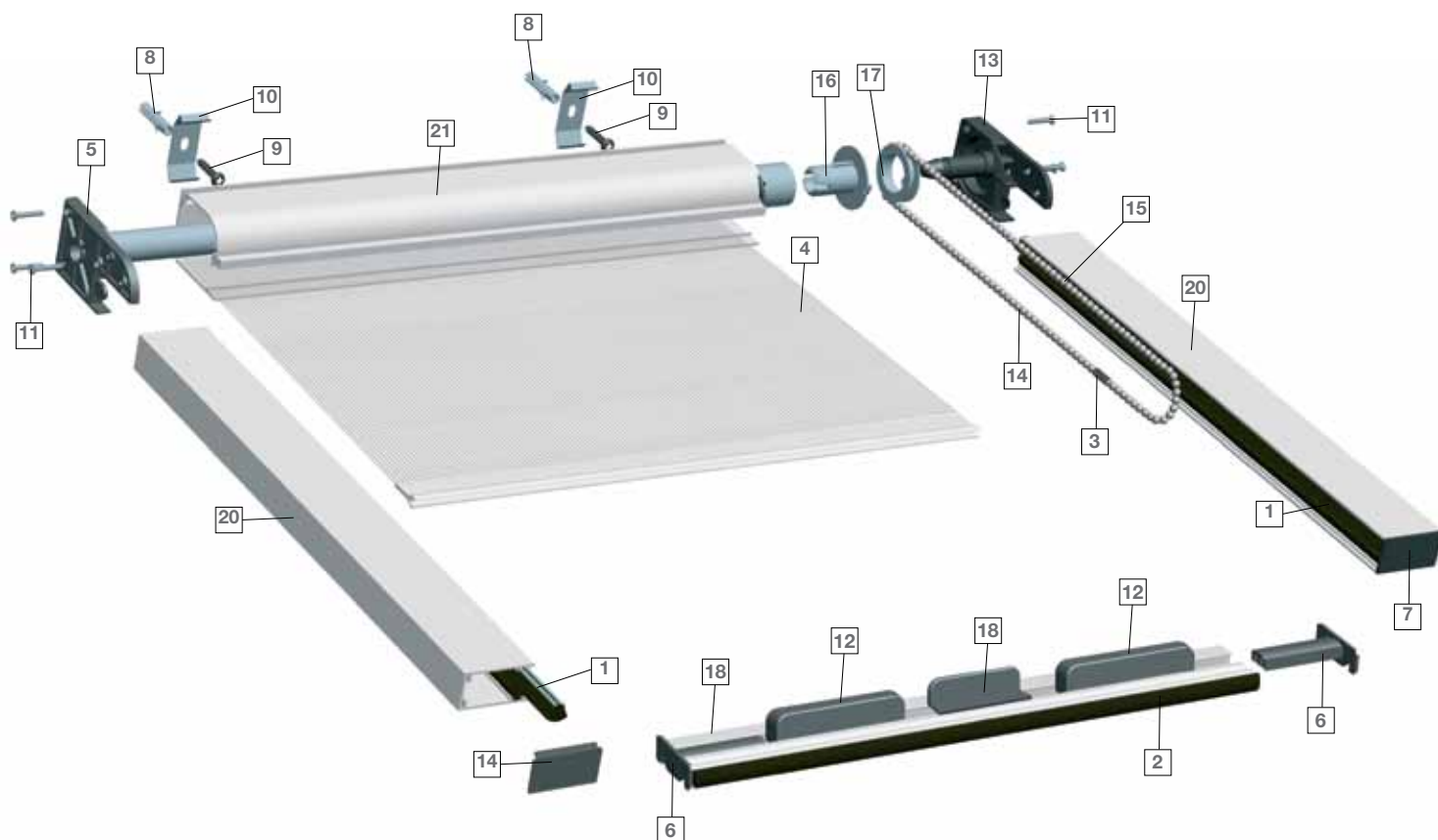
-  bianco/white
-  bianco-avana 355 white-havana 355
-  bianco-grigio 354 white-gray 354

reti
nets
h max 163 mm

-  fibra/fiber
-  fibra bianco/nero white-black fibre
-  fibra nero/black fibre

CAT42

Kit di assemblaggio per zanzariera a catena 42 mm
 Kit for assembly of 42 mm mosquito screen with chain



legenda

Z069 kit a catena 42 mm

1. Z012 spazzolino 48x95
2. Z013 spazzolino 48x1000
3. Z014 giunzione catena
4. Z018 rete in fibra
5. Z052 testata molla 42
6. Z054 pattino mini
7. Z056 piedini di aggancio
8. Z058 stop 6x30
9. Z059 viti 4x30
10. Z060 supporti a scatto
11. Z067 viti testata 2,4x20
12. Z082 zavorra zincata con guscio
13. Z083 testata catena dx
14. Z084 catena L. 2,60
Z085 catena L. 5,20
15. Z086 puleggia guida catena
16. Z087 bocchettone
17. Z088 corona
18. Z089 pedale
19. Z201 barra maniglia
20. Z202 guida 21x37
21. Z204 cassonetto 42
22. Z212 fermo catena
23. Z213 rallentatore per rullo 42 mm

index

Z069 42 mm chain kit

- Z012 48x95 brush
- Z013 48x1000 brush
- Z014 chain joint
- Z018 fibre screen
- Z052 spring cap
- Z054 mini slider
- Z056 connecting feet
- Z058 6x30 stoppers
- Z059 4x30 screws
- Z060 snapback supports
- Z067 2.4 x 20 cap screws
- Z082 galvanised weights with shell
- Z083 right chain header
- Z084 chain L. 2,60
- Z085 chain L. 5,20
- Z086 chain-driver pulley
- Z087 socket cap
- Z088 crown
- Z089 pedal
- Z201 handle rod
- Z202 guide 21x37
- Z204 head box
- Z212 chain stop
- Z213 speed reducer for roller 42 mm



3
 accessorio per giunzione catena
 accessory for joining the chain



15
 puleggia catena
 chain pulley



22
 fermo catena
 chain stoppe

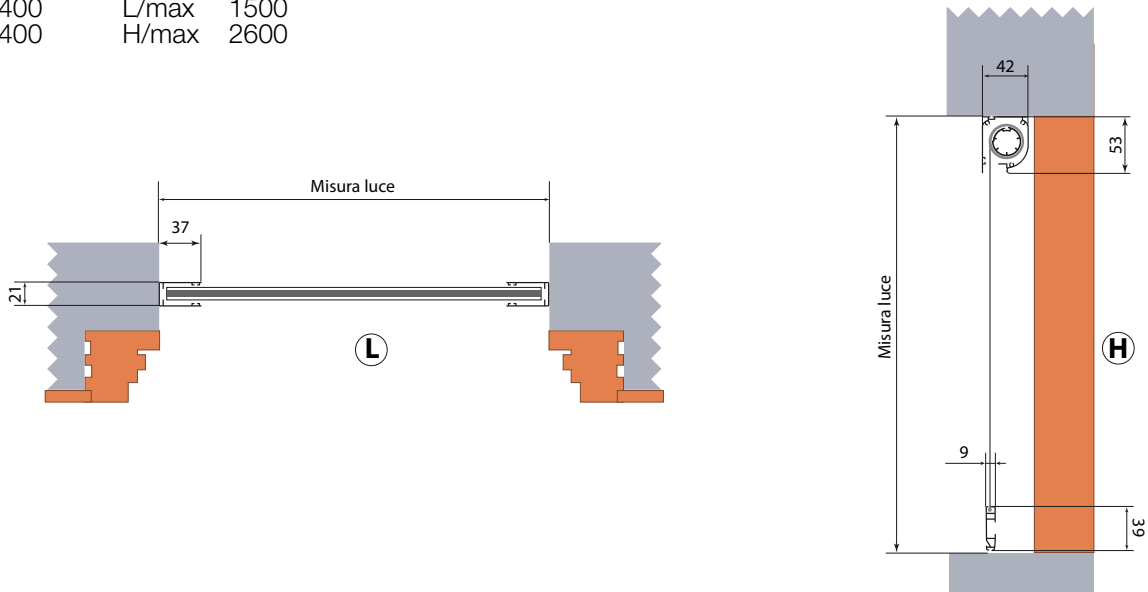


23
 Questo accessorio
 optional consente il
 riavvolgimento rallentato
 della rete, da inserire
 nella parte opposta
 della molla.
 this optional accessory
 slows the net rewind,
 to be inserted to the
 opposite part of the
 screw

scheda tecnica/technical sheet

Misure consigliate in mm/Size suggested in mm

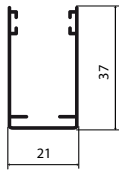
L/min 400 L/max 1500
H/min 400 H/max 2600



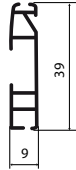
profili/profiles



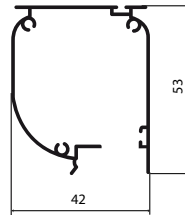
Z007
rullo
roller



Z202
guida alta 21x37
guide 21x37



Z201
barra maniglia
handle rod



Z204
cassonetto 42 mm
42 mm head box

montaggio/mounting



1 fissare 2 supporti a scatto (7) in place (7)
fix 2 snapback supports in place (7)

2 agganciare il cassonetto superiore (20)
hook up the upper head box (20)

3 cassonetto agganciato
head box hooked up

4 inserire i piedi di aggancio (14) sotto le guide laterali (19)
insert the connecting feet (14) under the side guides (19)

5 inserire le guide laterali (19) nel cassonetto (20)
insert the side guides (19) into the head box (20)

6 fissare le guide laterali (19) con una vite
fix the side guides (19) in place with a screw



7 fissare le viti sulla testata (11) e testata a molla (4) del cassonetto (20)
screw the screws into the cap (11) and spring cap (4) of the head box (20)



8 sciogliere la catenella (12/13)
unfasten the chain (12/13)



9 inserire la barra superiore nella battuta di riscontro opposta
insert the upper bar in the opposite run stopper



10 avvitare il tassello superiore per bloccare la guida superiore
screw on the upper bracket to block the upper guide

M31

zanzariera **verticale** 31 mm
vertical 31 mm





M31, zanzariera a scorrimento verticale adatta per finestre con un ingombro di soli 31 mm, dotata di clips per consentire una installazione pratica e veloce. Disponibile con rete grigia, nera, a strisce. Opzionalmente è possibile richiedere il rallentatore che consente al telo di riavvolgersi lentamente e i piedini regolabili per facilitare l'installazione anche sulle soglie irregolari.

M31, vertical-sliding mosquito screen suited for windows, with a depth of only 31 mm, fitted with clips for fast and easy installation. Available with grey, black or striped net.. A speed reducer that allows the net to roll up slowly and adjustable feet for easy installation, even on irregular sills, are available on request



colori
colours
profili
profiles




bianco/white 9010




avorio/ivory 1013



verde/green 6005



bronzo/bronze



argento/silver



verde/green 6005



elettrocolore/black




marrone/brown raff.



verde/green raff.



grigio/grey raff.



ciliegio/cherry 532



effecta NH31



ciliegio EZY 510

teli
filtranti
filtering
drapes
h max 163 mm



fibral fiber



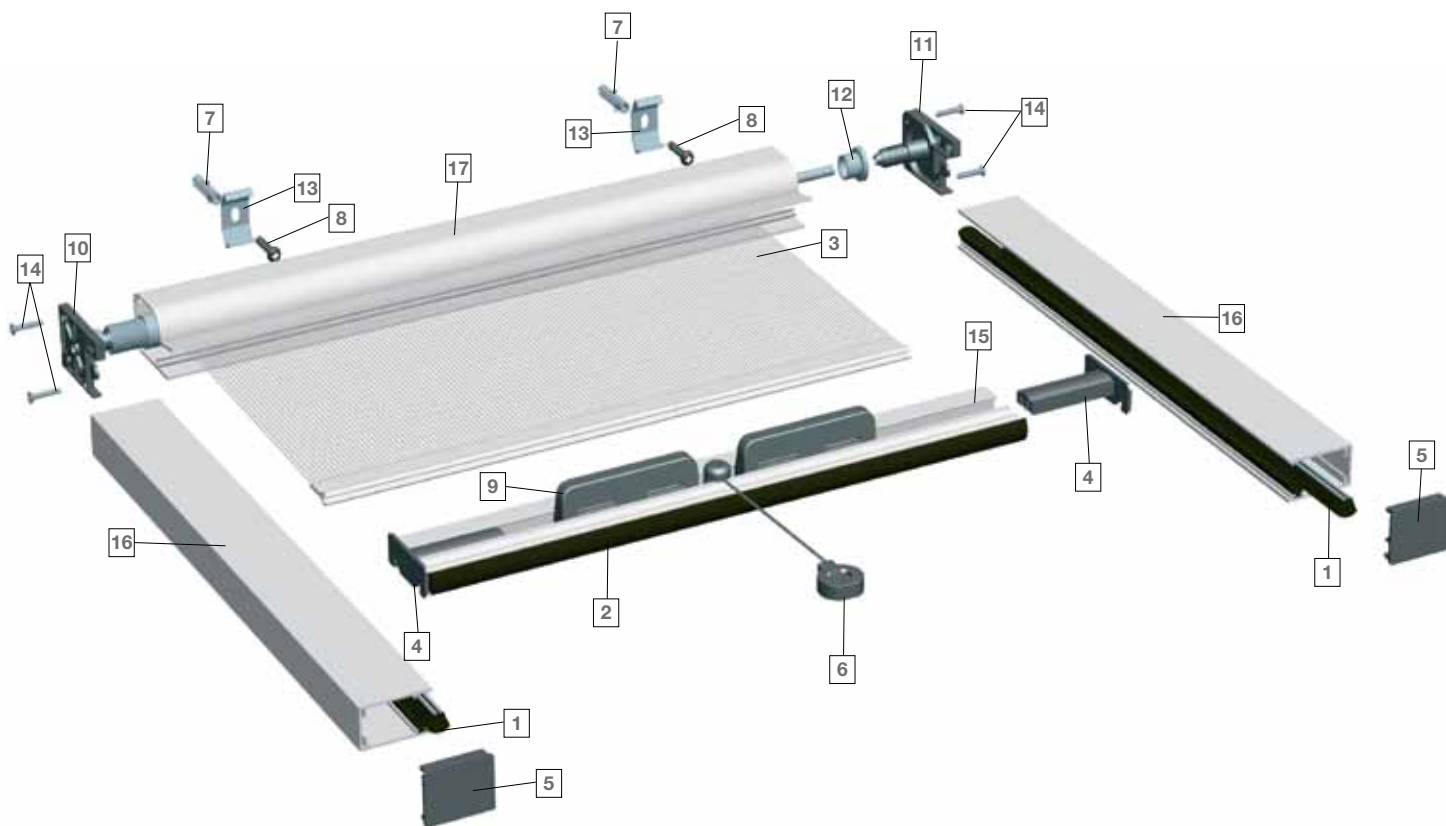
fibra bianco/nero
white-black fibre



fibra nero/black fibre

M31

Kit di assemblaggio per zanzariera verticale da 31 mm
 Kit for assembly of 31 mm vertical mosquito screen



legenda


Z069 kit verticale 31 mm

- | | |
|-----|-----------------------------|
| 1. | Z012 spazzolino 48x95 |
| 2. | Z013 spazzolino 48x1000 |
| 3. | Z018 rete in fibra |
| 4. | Z054 pattino mini |
| 5. | Z056 piedini di aggancio |
| 6. | Z057 nappina |
| 7. | Z058 stop 6x30 |
| 8. | Z059 viti 4x30 |
| 9. | Z061 maniglia |
| 10. | Z063 testata a molla 31 |
| 11. | Z064 testata 31 |
| 12. | Z065 boccola 31 |
| 13. | Z066 supporti a scatto 31 |
| 14. | Z067 viti testata 2,4x20 |
| 15. | Z201 barra maniglia |
| 16. | Z202 guida 21x40 |
| 17. | Z205 cassonetto 31 |
| 18. | Z351 rallentatore per rullo |
| 19. | Z015 piedini regolabili |

index

Z069 31 mm vertical kit

- | | |
|------|--------------------------|
| Z012 | 48x95 brush |
| Z013 | 48x1000 brush |
| Z018 | fibre screen |
| Z054 | mini slide |
| Z056 | connecting feet |
| Z057 | tab |
| Z058 | 6x30 stoppers |
| Z059 | 4x30 screws |
| Z061 | handle |
| Z063 | spring cap |
| Z064 | cap 31 |
| Z065 | 31 bushing |
| Z066 | snapback supports 32 |
| Z067 | cap screws 2.4x20 |
| Z201 | handle rod |
| Z202 | guide 21x40 |
| Z205 | head box 31 |
| Z351 | speed reducer for roller |
| Z015 | adjustable feet |



5
 I piedini di aggancio (8) vanno inseriti con il gancio rivolto verso l'interno, come a fianco rappresentato

The connecting feet (8) are inserted with the coupling facing inwards, as shown in the illustration on the left



19
 I piedini regolabili (19) consentono la regolazione della zanzariera su piani irregolari.

The adjustable feet (19) make it possible to adjust the screen on irregular surfaces.



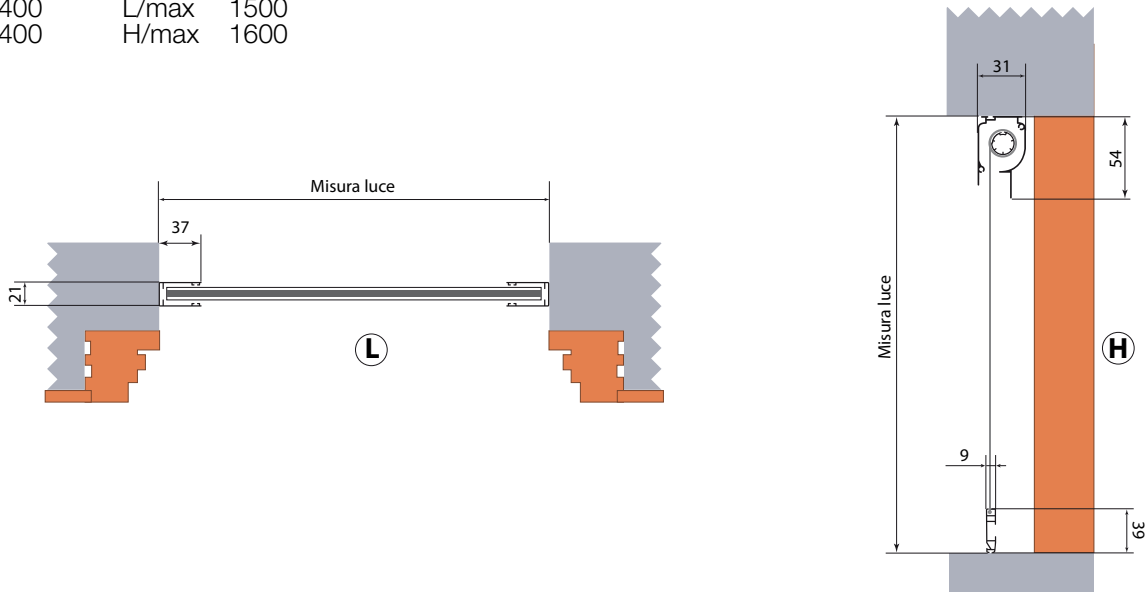
18
 Questo accessorio opzionale consente il riavvolgimento rallentato della rete, da inserire nella parte opposta della molla.

this optional accessory slows the net rewind, to be inserted to the opposite part of the screw

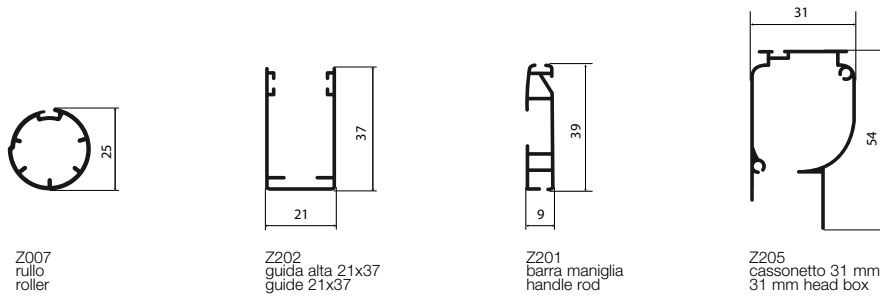
scheda tecnica/technical sheet

Misure consigliate in mm/Size suggested in mm

L/min 400 L/max 1500
 H/min 400 H/max 1600



profili/profiles



montaggio/mounting



1 fissare 2 supporti a scatto (7)
 fix 2 snapback supports in
 place (7)

2 agganciare il cassonetto supe-
 riore (20)
 hook up the upper head
 box (20)

3 cassonetto agganciato
 head box hooked up

4 inserire i piedi di aggancio (14)
 sotto le guide laterali (19)
 insert the connecting feet (14)
 under the side guides (19)

5 inserire le guide laterali (19) nel
 cassonetto (20)
 insert the side guides (19) into
 the head box (20)

6 fissare le guide laterali (19) con
 una vite
 fix the side guides (19) in place
 with a screw



7 fissare le viti sulla testata (11) e
 testata a molla (4) del casso-
 netto (20)
 screw the screws into the cap
 (11) and spring cap (4) of the
 head box (20)

L31 *Standard*
zanzariera **laterale** 31 mm
side-sliding 31 mm



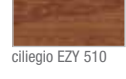
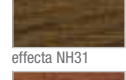
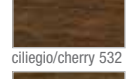




L31, zanzariera a scorrimento laterale adatta per porte e finestre con un ingombro di soli 31 mm, dotata di cuscinetto a sfera di scorrimento e clips per consentire una installazione pratica e veloce. Disponibile con rete grigia, nera, a strisce. Opzionalmente è possibile richiedere il rallentatore che consente al telo di riavvolgersi lentamente.


L31, side-sliding mosquito screen suited for doors and windows, with a depth of only 31 mm, fitted with ball-bearing slide and with clips for fast and easy installation. Available with grey, black or striped net. A speed reducer that allows the net to roll up slowly is available on request.



colori
colours
profili
profiles

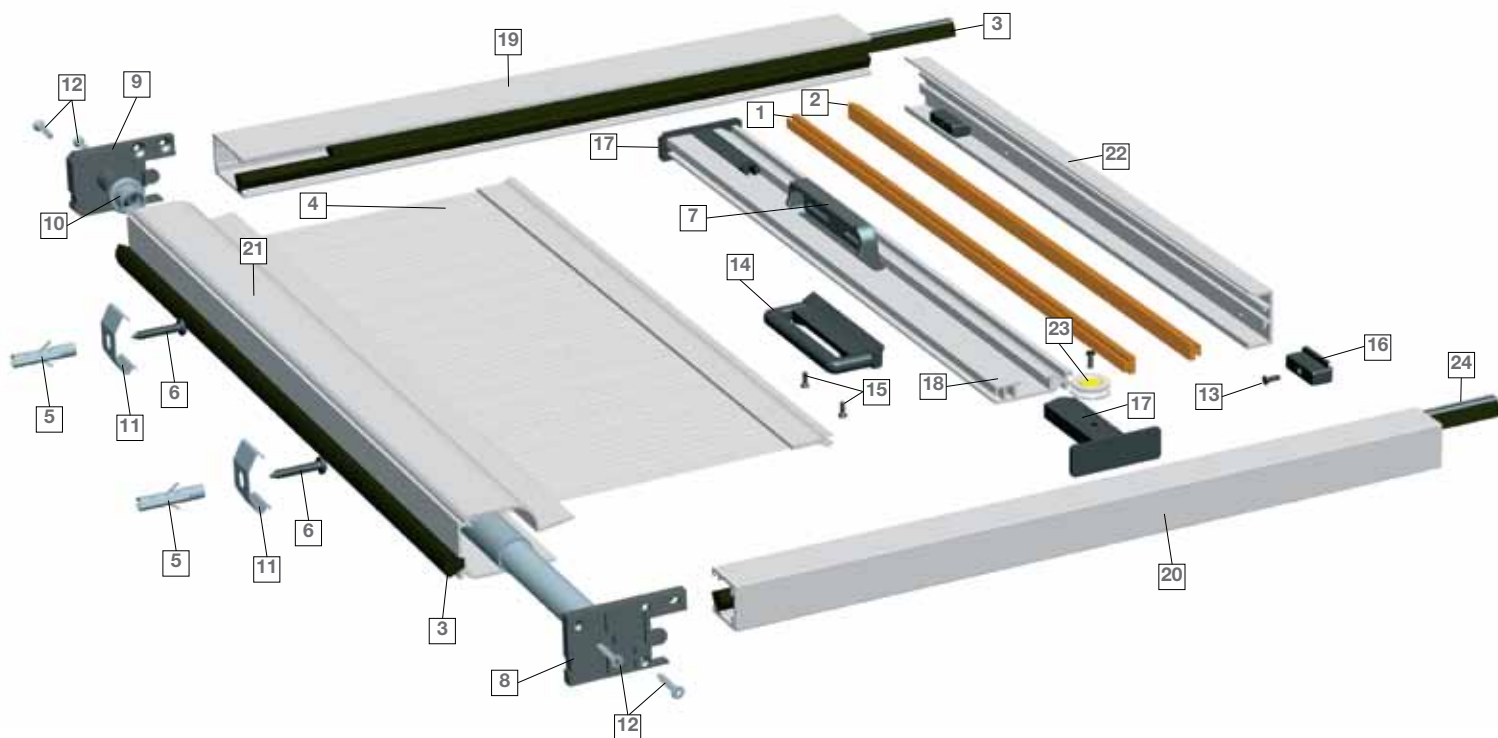


teli
filtranti
filtering
drapes
h max 163 mm



L31 Standard

Kit di assemblaggio per zanzariera laterale standard da 31 mm
 Kit for assembly of the 31 mm side-sliding standard mosquito screen



legenda

Z069 kit laterale 31 mm

- | | |
|-----|------------------------------------|
| 1. | Z010 magnete positivo |
| 2. | Z011 magnete negativo |
| 3. | Z012 spazzolino 48x95 |
| 4. | Z018 rete in fibra |
| 5. | Z058 stop 6x30 |
| 6. | Z059 viti 4x30 |
| 7. | Z061 maniglia |
| 8. | Z063 testata molla 31 |
| 9. | Z064 testata 31 |
| 10. | Z065 boccia 31 |
| 11. | Z066 supporti a scatto 31 |
| 12. | Z067 viti testata 2,4x20 |
| 13. | Z068 viti tassello 2,4x12 |
| 14. | Z070 maniglia a scatto |
| 15. | Z071 viti maniglia a scatto 3,5x95 |
| 16. | Z072 tassello |
| 17. | Z073 pattini max |
| 18. | Z201 barra maniglia |
| 19. | Z202 guida 21x37 |
| 20. | Z203 guida 21x22 |
| 21. | Z205 cassonetto 31 mm |
| 22. | Z209 battuta di riscontro |
| 23. | Z350 cuscinetto a sfera |
| 24. | Z352 spazzolino 48x80 |
| 25. | Z213 rallentatore per rullo 42 mm |

index

Z069 31 mm side-sliding kit

- | | |
|------|--------------------------------|
| Z010 | positive magnet |
| Z011 | negative magnet |
| Z012 | 48x95 brush |
| Z018 | fibre screen |
| Z058 | 6X30 stoppers |
| Z059 | screws 4x30 |
| Z061 | handle |
| Z063 | spring cap 31 |
| Z064 | cap 31 |
| Z065 | bushing 31 |
| Z066 | snapback supports 31 |
| Z067 | cap screws 2.4x20 |
| Z068 | bracket screws 2.4x12 |
| Z070 | snapback handle |
| Z071 | snapback handle screws 3.5x95 |
| Z073 | max sliders |
| Z073 | max slider |
| Z201 | handle rod |
| Z202 | guide 21x37 |
| Z203 | guide 21x22 |
| Z205 | 31 mm head box |
| Z209 | run stopper |
| Z350 | ball bearing |
| Z352 | 48x80 brush |
| Z213 | speed reducer for roller 42 mm |



25

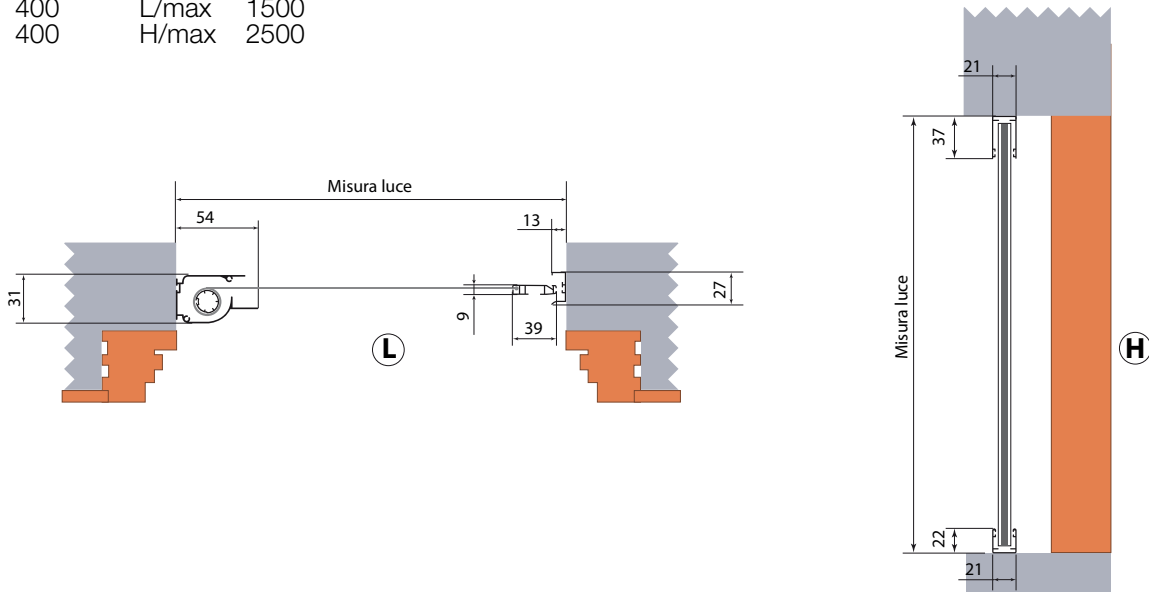
Questo accessorio opzionale consente il riavvolgimento rallentato della rete, da inserire nella parte opposta della molla.

this optional accessory slows the net rewind, to be inserted to the opposite part of the screw

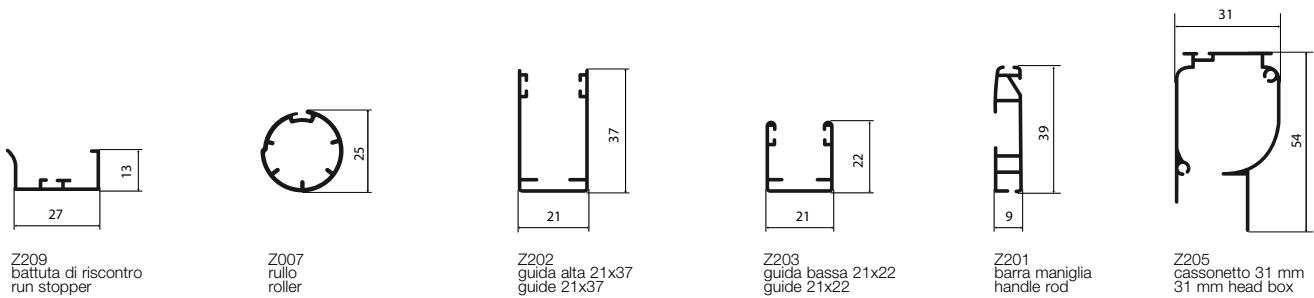
scheda tecnica/technical sheet

Misure consigliate in mm/Size suggested in mm

L/min 400 L/max 1500
H/min 400 H/max 2500



profili/profiles



Z209
battuta di riscontro
run stopper

Z007
rullo
roller


Z202
guida alta 21x37
guide 21x37

Z203
guida bassa 21x22
guide 21x22

Z201
barra maniglia
handle rod

Z205
cassonetto 31 mm
31 mm head box

montaggio/mounting



L31 *Plus*

zanzariera **laterale** 31 mm
side-sliding plus 31 mm



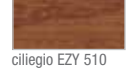
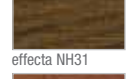
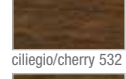



L31 plus, zanzariera a scorrimento laterale adatta per porte e finestre con un ingombro di soli 31 mm, comprensiva di rinforzo a colore sulla barra maniglia che evita la flessione della stessa e facilita l'apertura della zanzariera. Di serie viene installato il rallentatore che consente al telo di riavvolgersi lentamente. Dotata di cuscinetto a sfera di scorrimento e clips per consentire una installazione pratica e veloce. Disponibile con rete grigia, nera, a strisce.


L31 plus, side-sliding mosquito screen suited for doors and windows, with a depth of only 31 mm, includes coloured reinforcement on the handle rod to prevent bending and make it easier to open the screen. Standard version has a speed reducer that allows the net to roll up slowly. Fitted with ball-bearing slide and with clips for fast and easy installation. Available with grey, black or striped net.



colori
colours
profili
profiles

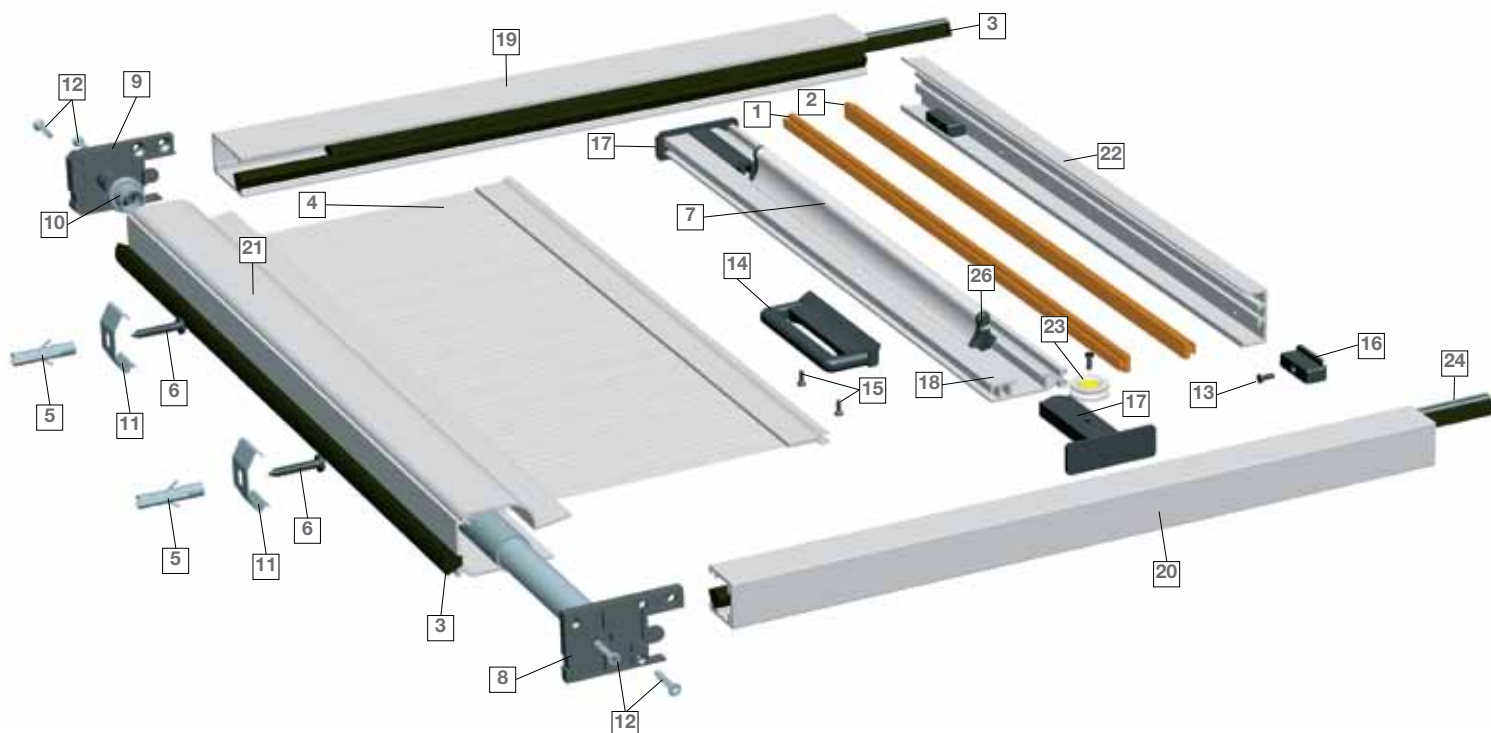


teli
filtranti
filtering
drapes
h max 163 mm



L31 Plus

Kit di assemblaggio per zanzariera laterale plus da 31 mm
 Kit for assembly of the 31 mm side-sliding plus mosquito screen



legenda

Z069 kit laterale 31 mm

- | | |
|-----|--------------------------------------|
| 1. | Z010 magnete positivo |
| 2. | Z011 magnete negativo |
| 3. | Z012 spazzolino 48x95 |
| 4. | Z018 rete in fibra |
| 5. | Z058 stop 6x30 |
| 6. | Z059 viti 4x30 |
| 7. | Z255 rinforzo barra maniglia |
| 8. | Z063 testata molla 31 |
| 9. | Z064 testata 31 |
| 10. | Z065 boccia 31 |
| 11. | Z066 supporti a scatto 31 |
| 12. | Z067 viti testata 2,4x20 |
| 13. | Z068 viti tassello 2,4x12 |
| 14. | Z070 maniglia a scatto |
| 15. | Z071 viti maniglia a scatto 3,5x95 |
| 16. | Z072 tassello |
| 17. | Z073 pattini max |
| 18. | Z201 barra maniglia |
| 19. | Z202 guida 21x37 |
| 20. | Z203 guida 21x22 |
| 21. | Z205 cassonetto 31 mm |
| 22. | Z209 battuta di riscontro |
| 23. | Z350 cuscinetto a sfera |
| 24. | Z352 spazzolino 48x80 |
| 25. | Z351 rallentatore per rullo da 31 mm |
| 26. | Z302 tappo rinforzo barra maniglia |

index

Z069 31 mm side-sliding kit

- | | |
|------|--------------------------------|
| Z010 | positive magnet |
| Z011 | negative magnet |
| Z012 | 48x95 brush |
| Z018 | fibre screen |
| Z058 | 6x30 stoppers |
| Z059 | screws 4x30 |
| Z255 | handle rod support |
| Z063 | spring cap 31 mm |
| Z064 | cap 31 mm |
| Z065 | bushing 31 |
| Z066 | snapback supports 31 |
| Z067 | cap screws 2.4x20 |
| Z068 | bracket screws 2.4x12 |
| Z070 | snapback handle |
| Z071 | snapback handle screws 3.5x95 |
| Z072 | bracket |
| Z073 | max slider |
| Z201 | handle rod |
| Z202 | guide 21x37 |
| Z203 | guide 32x22 |
| Z205 | head box 31 mm |
| Z209 | run stopper |
| Z350 | ball bearing |
| Z352 | 48x80 brush |
| Z351 | speed reducer for roller 31 mm |
| Z302 | handle rod reinforcement plug |



25

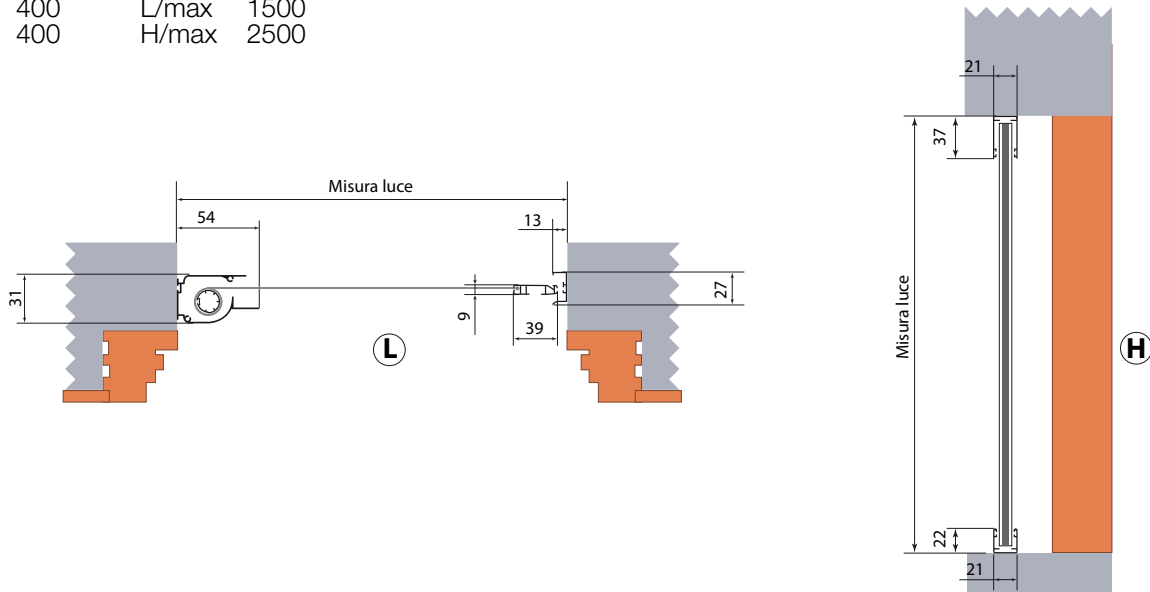
Questo accessorio di serie consente il riavvolgimento rallentato della rete, da inserire nella parte opposta della molla.

this current accessory slows the net rewind, to be inserted to the opposite part of the screw

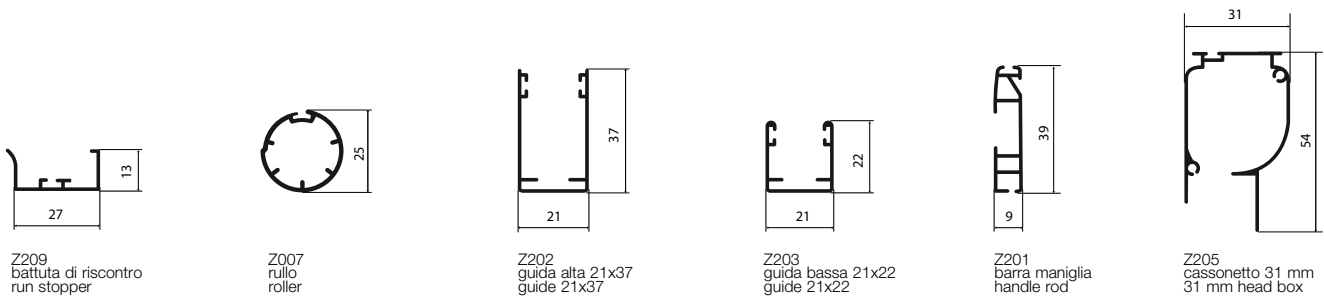
scheda tecnica/technical sheet

Misure consigliate in mm/Size suggested in mm


L/min 400 L/max 1500
H/min 400 H/max 2500



profili/profiles




montaggio/mounting



LD31 *Standard*

zanzariera **laterale doppia** 31 mm
double side-sliding 31 mm

VENTIFLEX





LD31, zanzariera con ingombro di soli 31 mm a scorrimento laterale con doppia anta di apertura adatta per porte e finestre di grandi dimensioni, con la possibilità di bloccare una delle due ante in qualsiasi punto. Dotata di cuscinetto a sfera di scorrimento e clips per consentire una installazione pratica e veloce. Disponibile con rete grigia, nera, a strisce. Opzionalmente è possibile richiedere il rallentatore che consente al telo di riavvolgersi lentamente.

LD31, side-sliding two-door mosquito screen with a depth of only 31 mm, suited for big doors and windows, with the possibility of blocking one of the doors in any position. Fitted with ball-bearing slide and with clips for fast and easy installation. Available with grey, black and striped net. A speed reducer that allows the net to roll up slowly is available on request.



colori
colours
profili
profiles



bianco/white 9010



avorio/ivory 1013



verde/green 6005



bronzo/bronze



argento/silver



verde/green 6005



elettrocolore/black




marrone/brown raff.



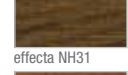
verde/green raff.



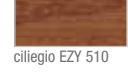
grigio/grey raff.



ciliegio/cherry 532




effecta NH31



ciliegio EZY 510

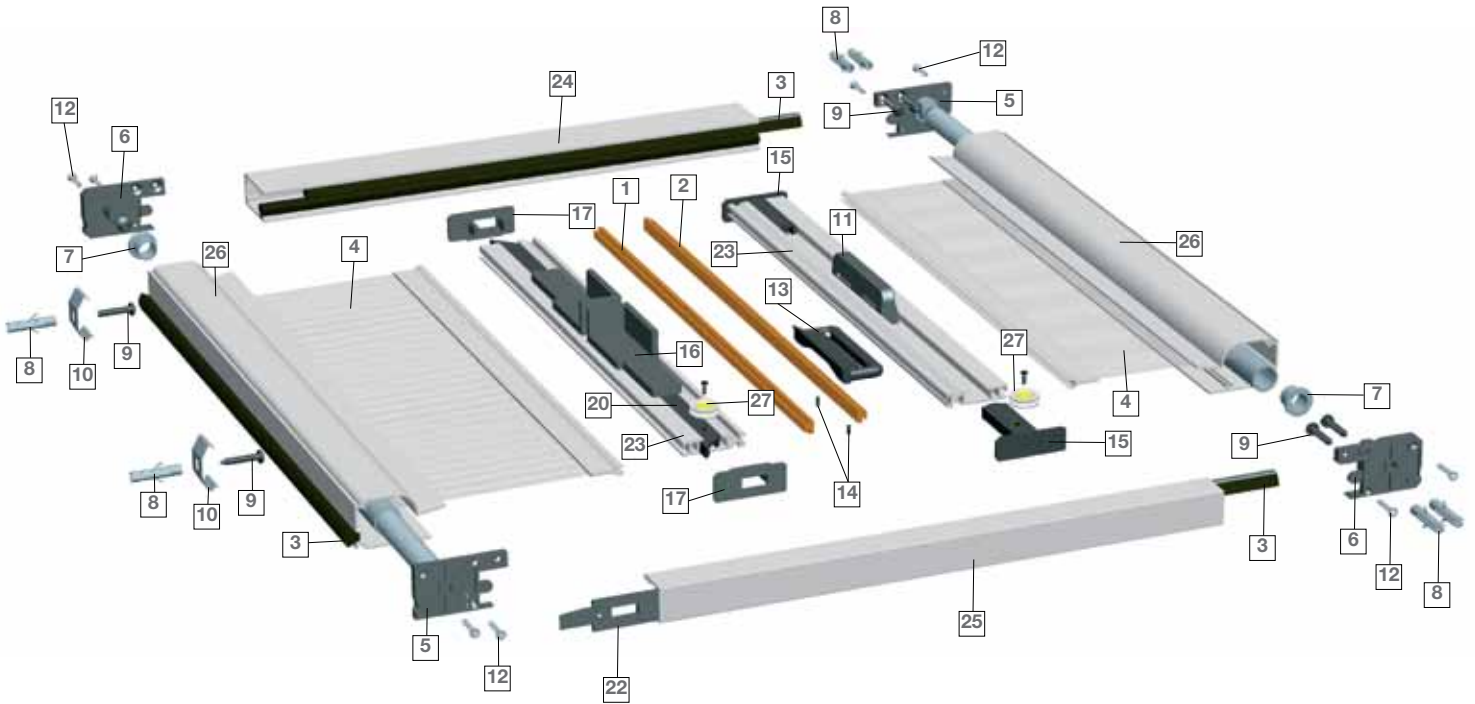
teli
filtranti
filtering
drapes
h max 163 mm



fibra nero/black fibre

LD31 Standard

Kit di assemblaggio per zanzariera laterale doppia standard da 31 mm
 Kit for assembly of 31 mm double side-sliding standard mosquito screen



legenda

Z069 kit laterale 31 mm - n° 2 pezzi

1.	Z010 magnete positivo
2.	Z011 magnete negativo
3.	Z012 spazzolino 48x95
4.	Z018 rete in fibra
5.	Z063 testata molla 31
6.	Z064 testata 31
7.	Z065 boccola 31
8.	Z058 stop di fissaggio
9.	Z059 viti 4x30
10.	Z066 supporti a scatto 31
11.	Z061 maniglia
12.	Z067 viti 2,4x20
13.	Z070 maniglia a scatto
14.	Z071 viti per maniglia a scatto
15.	Z073 pattini max

Z110 kit meccanismo chiusura

16.	Z111 maniglia LD
17.	Z112 pattino forato
18.	Z113 forcella
19.	Z114 molla 6x40
20.	Z118 astina in pvc
21.	Z116 brugola
22.	Z117 fermo ap. centrale
23.	Z201 barra maniglia
24.	Z202 guida 21x40
25.	Z203 guida 21x22
26.	Z205 cassonetto 31
27.	Z350 cuscinetto a sfera
28.	Z213 rallentatore per rullo 42 mm

index

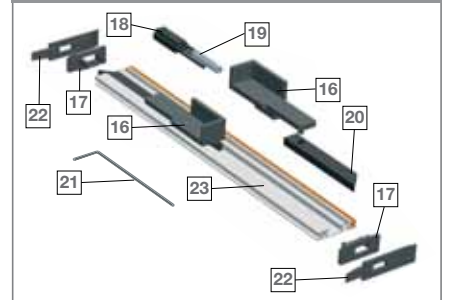
Z069 31 mm side-sliding kit - 2 pieces

Z010	positive magnet
Z011	negative magnet
Z012	48x95 brush
Z018	fibre screen
Z052	spring cap 42 mm
Z053	spring cap
Z055	bushing 42
Z058	stoppers 6 x 30
Z059	screws 4x30
Z060	snapback supports
Z255	handle rod support
Z067	cap screws 2.4x20
Z070	spring-return handle
Z071	snapback handle screws 3.5x95
Z073	max sliders

Z110 closing mechanism kit

Z111	LD handle
Z112	perforated slider
Z113	fork
Z114	spring 6x40
Z118	rod in PVC
Z116	allen wrench
Z117	central opening stopper
Z201	handle rod
Z202	guide 21x37
Z203	guide 21x22
Z204	42 mm head box
Z213	speed reducer for roller 42 mm
Z213	speed reducer for roller 42 mm

Z110 kit meccanismo chiusura closing mechanism kit



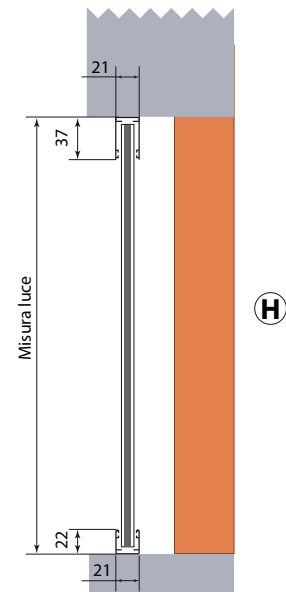
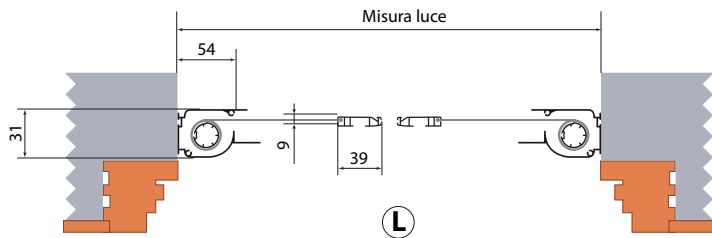
28
 Questo accessorio
 consente il
 riavvolgimento rallentato
 della rete, da inserire
 nella parte opposta
 della molla.

this optional accessory
 slows the net rewind,
 to be inserted to the
 opposite part of the
 screw

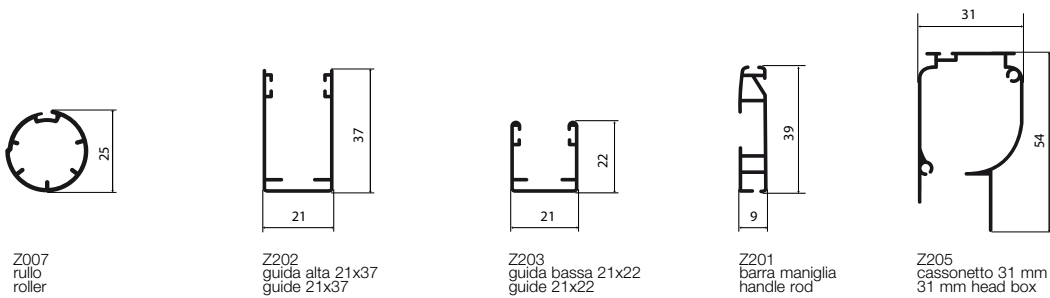
scheda tecnica/technical sheet

Misure consigliate in mm/Size suggested in mm

L/min 400 L/max 3000
H/min 400 H/max 2500



profili/profiles



Z207
rullo
roller


Z202
guida alta 21x37
guide 21x37

Z203
guida bassa 21x22
guide 21x22

Z201
barra maniglia
handle rod

Z205
cassonetto 31 mm
31 mm head box

montaggio/mounting



1 fissare 2 supporti a scatto (10) laterali
fix 2 side snapback supports (10) in place

2 agganciare il cassonetto laterale (3)
hook up the side head box (3)

3 cassonetto agganciato
head box hooked up

4 inserire il fermo per l'apertura centrale nella guida inferiore (25) e superiore (24)
insert central-opening stop in the lower (25) and upper (24) guides

5 inserire la barra inferiore (20) nel cassonetto
insert the lower bar (20) in the head box

6 fissare 3 supporti a scatto laterali (10) per il cassonetto dx
fix 3 side snapback supports (10) in place for the right head box

7 inserire la barra inferiore (25) nel cassonetto opposto (26)
insert lower bar (25) in the opposite head box (26)

8 inserire la barra superiore (24) nel cassonetto opposto (26)
insert upper bar (24) in opposite head box (26)

9 agganciare il cassonetto nei 3 supporti a scatto e fissare le testate (5/6) con le viti negli appositi fori
hook up the head box on the 3 snapback supports and screw the caps (5/6) in place through the holes provided

10 fissare i fermi precedentemente inseriti nelle guide superiore e inferiore in asse fra di loro con la brugola in dotazione
fix the stops already inserted in the upper and lower guides on an axis with each other using the Allen wrench supplied

LD31 *Plus*

zanzariera **laterale doppia** 31 mm
double side-sliding plus 31 mm





LD31 plus, zanzariera con ingombro di soli 31 mm a scorrimento laterale con doppia anta di apertura adatta per porte e finestre di grandi dimensioni, con la possibilità di bloccare una delle due ante in qualsiasi punto. Comprensiva di rinforzo a colore sulla barra maniglia che evita la flessione della stessa e facilita l'apertura della zanzariera. Di serie viene installato il rallentatore che consente al telo di riavvolgersi lentamente. Dotata di cuscinetto a sfera di scorrimento e clips per consentire una installazione pratica e veloce. Disponibile con rete grigia, nera, a strisce.

LD31 plus, side-sliding two-door mosquito screen with a depth of only 31 mm, suited for big doors and windows, with the possibility of blocking one of the two doors in any position. Includes coloured reinforcement on the handle rod to prevent bending and make it easier to open the screen. Standard version has a speed reducer that allows the net to roll up slowly. Fitted with ball bearing slider and with clips for fast and easy installation. Available with grey, black or striped net



colori
colours
profili
profiles



bianco/white 9010



avorio/ivory 1013



verde/green 6005



bronzo/bronze



argento/silver



verde/green 6005



elettrocolore/black




marrone/brown raff.



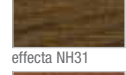
verde/green raff.



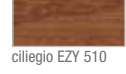
grigio/grey raff.



ciliegio/cherry 532



effecta NH31



ciliegio EZY 510


teli
filtranti
filtering
drapes
h max 163 mm



fibral/fiber



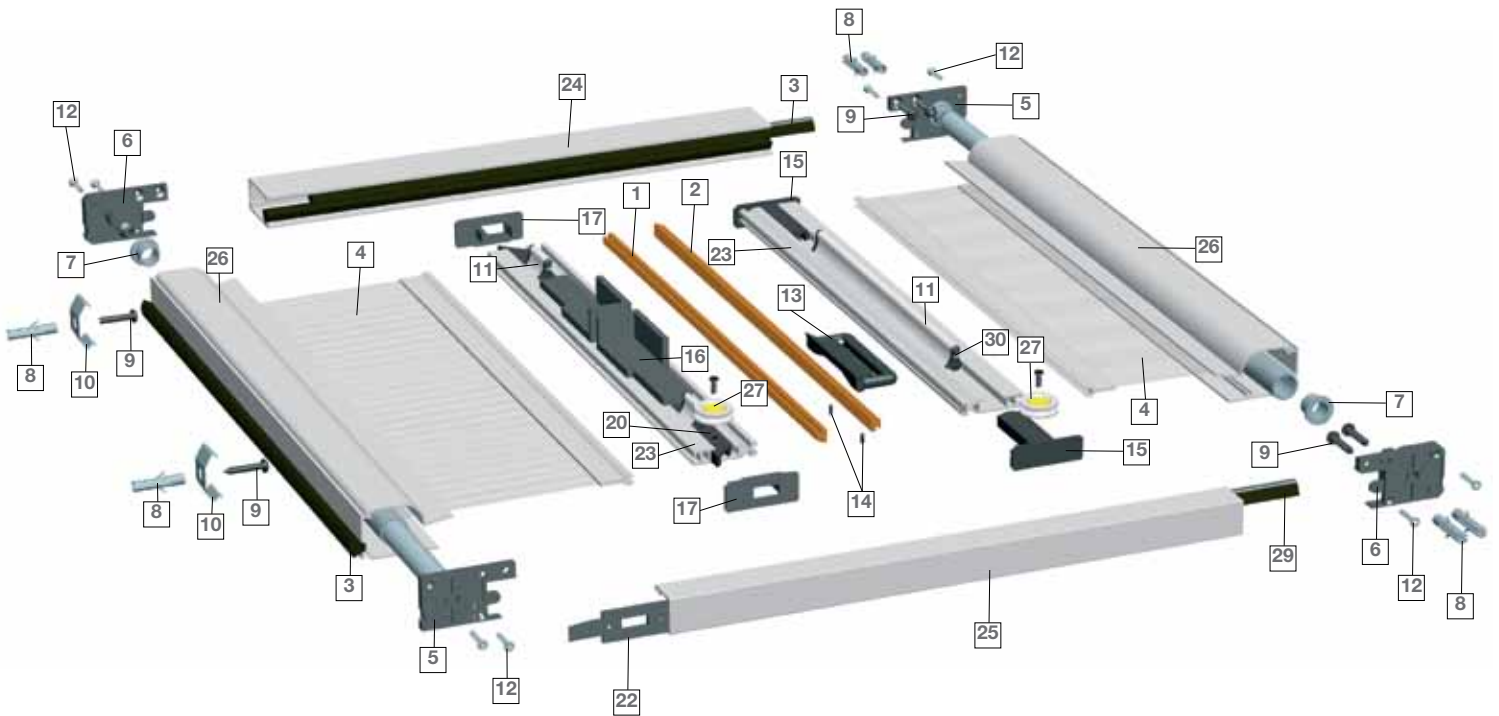
fibra bianco/nero
white-black fibre



fibra nero/black fibre

LD31 Plus

Kit di assemblaggio per zanzariera laterale doppia plus da 31 mm
 Kit for assembly of 31 mm double side-sliding plus mosquito screen



legenda

Z069 kit laterale 31 mm - n° 2 pezzi

- | | |
|-----|---------------------------------|
| 1. | Z010 magnete positivo |
| 2. | Z011 magnete negativo |
| 3. | Z012 spazzolino 48x95 |
| 4. | Z018 rete in fibra |
| 5. | Z063 testata molla 31 |
| 6. | Z064 testata 31 |
| 7. | Z065 boccola 31 |
| 8. | Z058 stop di fissaggio |
| 9. | Z059 viti 4x30 |
| 10. | Z066 supporti a scatto 31 |
| 11. | Z255 rinforzo barra maniglia |
| 12. | Z067 viti 2,4x20 |
| 13. | Z070 maniglia a scatto |
| 14. | Z071 viti per maniglia a scatto |
| 15. | Z073 pattini max |

Z110 kit meccanismo chiusura

- | | |
|-----|-----------------------------------|
| 16. | Z111 maniglia LD |
| 17. | Z112 pattino forato |
| 18. | Z113 forcella |
| 19. | Z114 molla 6x40 |
| 20. | Z118 astina pvc |
| 21. | Z116 brugola |
| 22. | Z117 fermo ap. centrale |
| 23. | Z201 barra maniglia |
| 24. | Z202 guida 21x40 |
| 25. | Z203 guida 21x22 |
| 26. | Z205 cassonetto 31 |
| 27. | Z350 cuscinetto a sfera |
| 28. | Z213 rallentatore per rullo 42 mm |
| 29. | Z352 spazzolino 48x80 |
| 30. | Z302 tappo barramaniglia |

index

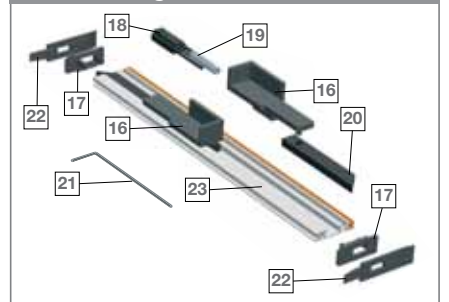
Z069 31 mm side-sliding kit - 2 pieces

- | | |
|------|------------------------|
| Z010 | positive magnet |
| Z011 | negative magnet |
| Z012 | 48x95 brush |
| Z018 | fibre screen |
| Z063 | spring cap 31 |
| Z064 | cap 31 mm |
| Z065 | 31 bushing |
| Z058 | stoppers 6 x 30 |
| Z059 | 4x30 screws |
| Z066 | snapback supports |
| Z255 | handle rod support |
| Z067 | screws 2.4x20 |
| Z070 | snapback handle |
| Z071 | snapback handle screws |
| Z073 | max sliders |

Z110 closing mechanism kit

- | | |
|------|--------------------------|
| Z111 | handle LD |
| Z112 | perforated slide |
| Z113 | fork |
| Z114 | 6x40 spring |
| Z118 | rops in PVC |
| Z116 | pivot |
| Z117 | central opening stopper |
| Z201 | handle rod |
| Z202 | guide 21x40 |
| Z203 | guide 21x22 |
| Z205 | head box 31 |
| Z350 | ball bearing |
| Z213 | speed reducer for roller |
| Z352 | 48x80 brush |
| Z302 | handle rod plug |

Z110 kit meccanismo chiusura closing mechanism kit



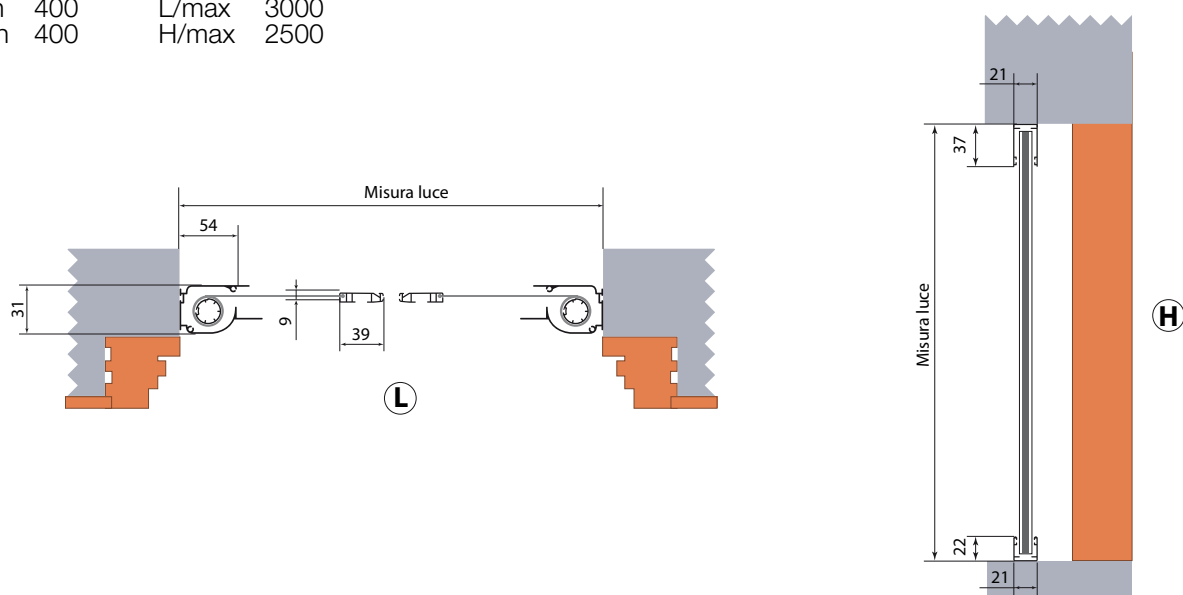
28
 Questo accessorio di serie consente il riavvolgimento rallentato della rete, da inserire nella parte opposta della molla.

this current accessory slows the net rewind, to be inserted to the opposite part of the screw

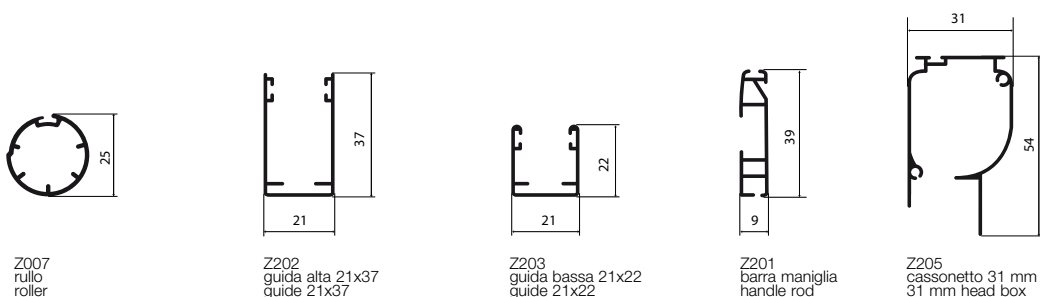
scheda tecnica/technical sheet

Misure consigliate in mm/Size suggested in mm

L/min 400 L/max 3000
H/min 400 H/max 2500



profili/profiles



montaggio/mounting





ZANZARIERA *Free*

LIBERI DA OGNI BARRIERA




Ideale per porte e finestre, la zanzariera Free è la rivoluzione che da molto tempo aspettavamo. Con il suo metodo innovativo e brevettato siamo riusciti ad eliminare la tanto fastidiosa guida a pavimento, evitando la fuoriuscita della rete grazie ad un sistema antivento collaudato. Inoltre è possibile posizionare la zanzariera in qualsiasi punto della sua corsa, aprire entrambe i lati in base alle vostre esigenze ed aggiungere moduli aggiuntivi per coprire spazi di grandi dimensioni. L'estrema semplicità di montaggio consente a chiunque l'installazione in pochissimi minuti.

WITH NO BARRIERS

Ideal for doors and windows, the Free mosquito screen is the revolution we have all been waiting for. By means of a novel patented method we have succeeded in eliminating that bothersome floor guide and keeping the net in place by means of a tested windproof system. It is also possible to position the screen at any point, to open both sides according to your needs and to add extra modules to cover large spaces. It is so simple to install that anyone can do it in only a few minutes.

colori
colours
profili
profiles



bianco/white 9010



avorio/ivory 1013



marrone/ brown 8017



bronzo/bronze



verde/green 6005



Nero/black 9005/41



marrone/brown raffaello



verde/green raffaello



grigio/grey raffaello



DR703 ferro micaceo s.



rame martellato
beaten copper



bronzo scuro
dark bronze



ciliegio/cherry 317/70



noce/walnut 102/70



effecta NH31



effecta white WH30



renolit chiaro



renolit scuro

reti
nets

h max 163 mm



fibra/fiber



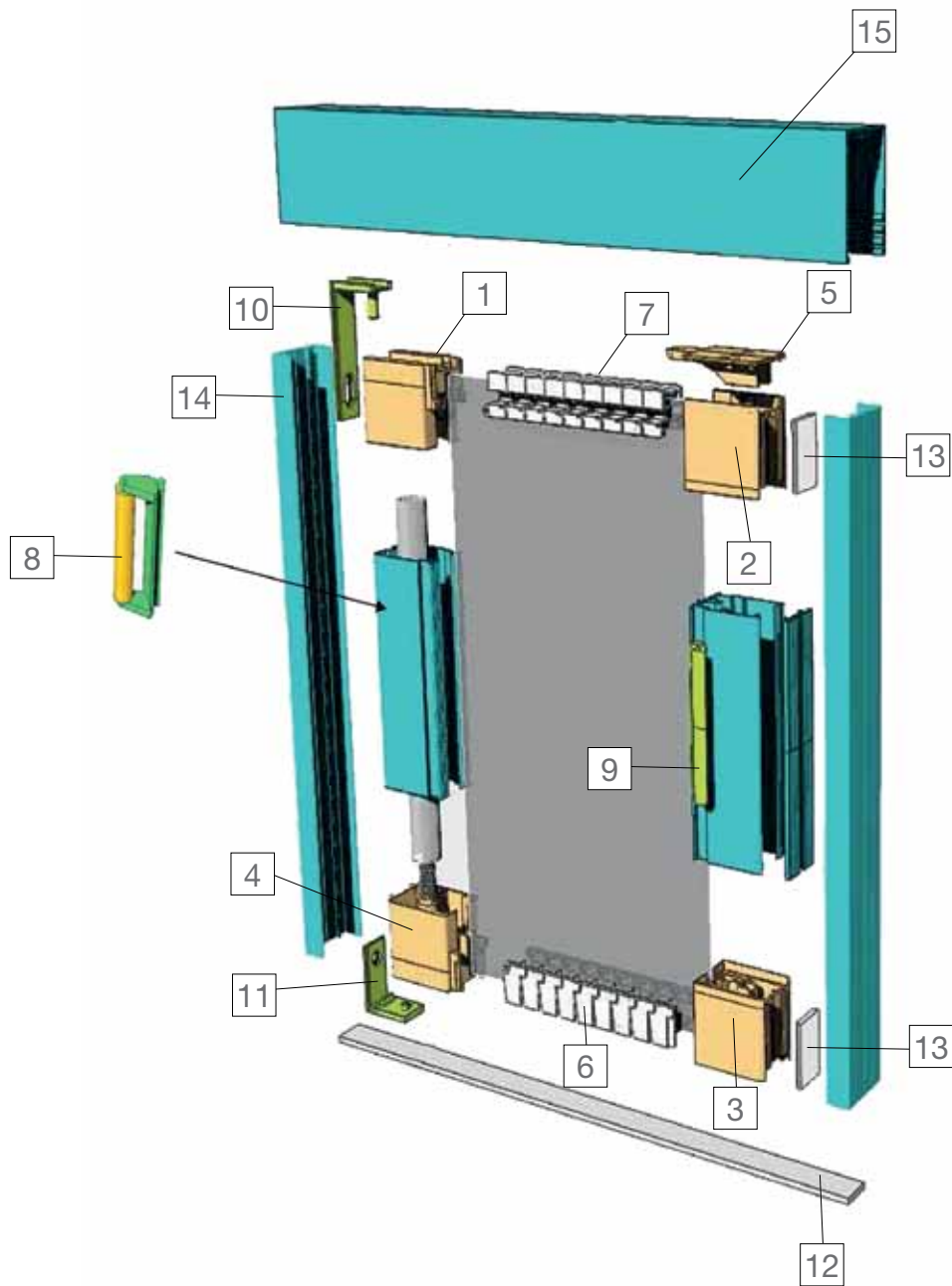
fibra bianco/nero
white-black fibre



fibra nero/black fibre

FREE

Kit di assemblaggio per zanzariera free
 Kit for assembly of "Free" mosquito screen



legenda

FREE

- | | |
|-----|------------------------------------|
| 1. | Z400 testata superiore tubo rete |
| 2. | Z401 testata superiore carroarmato |
| 3. | Z402 testata inferiore carroarmato |
| 4. | Z403 testata molla |
| 5. | Z404 tappo testata |
| 6. | Z405 carroarmato inferiore |
| 7. | Z406 carroarmato superiore |
| 8. | Z407 stabilizzatore rullo |
| 9. | Z408 maniglia |
| 10. | Z409 baionetta superiore |
| 11. | Z410 baionetta inferiore |
| 12. | Z411 PVC per pavimento |
| 13. | Z412 magnete |
| 14. | Z413 profilo di riscontro |
| 15. | Z414 guida superiore 45x60 |

index

FREE

- | | |
|------|----------------------|
| Z400 | net roller upper cap |
| Z401 | tank upper cap |
| Z402 | tank lower cap |
| Z403 | spring cap |
| Z404 | cap plug |
| Z405 | lower tank |
| Z406 | upper tank |
| Z407 | roller stabilizer |
| Z408 | handle |
| Z409 | upper bayonet |
| Z410 | lower bayonet |
| Z411 | PVC for floor |
| Z412 | magnet |
| Z413 | return barrier |
| Z414 | 45x60 upper guide |

scheda tecnica/technical sheet

Alcuni esempi di realizzazioni possibili
A few examples of possible variations



1 ANTA/1 DOOR



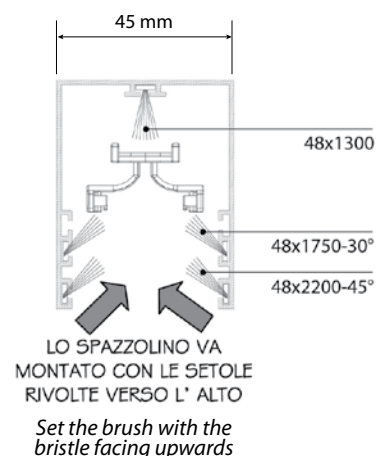
2 ANTE/2 DOORS



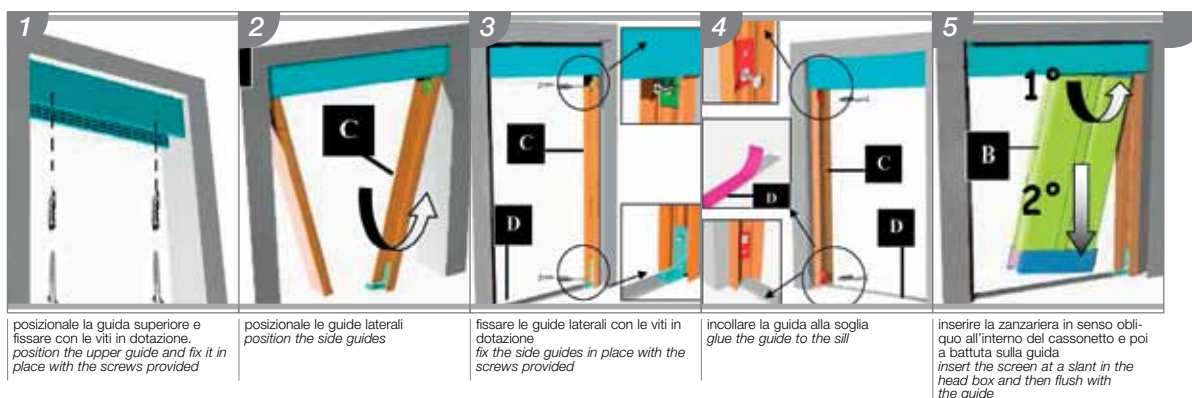
3 ANTE/3 DOORS



4 ANTE/4 DOORS



montaggio/mounting



1
 posizionare la guida superiore e fissare con le viti in dotazione.
position the upper guide and fix it in place with the screws provided

2
 posizionare le guide laterali
position the side guides

3
 fissare le guide laterali con le viti in dotazione
fix the side guides in place with the screws provided

4
 incollare la guida alla soglia
glue the guide to the sill

5
 inserire la zanzariera in senso obliquo all'interno del cassonetto e poi a battuta sulla guida
insert the screen at a slant in the head box and then flush with the guide

INCM45

zanzariera verticale ad **incasso**
vertical recessed 45 mm









INCM45, zanzariera ad incasso con un ingombro di 45 mm a scorrimento verticale adatta per finestre con predisposizione dell'imbotto, come da foto sotto riprodotta. Disponibile con rete grigia, nera, a strisce, filtranti e oscuranti. Opzionalmente è possibile richiedere il rallentatore che consente al telo di riavvolgersi lentamente.




INCM45, vertical-sliding recessed mosquito screen with a depth of 45 mm, suited for windows with readied frames as shown in the photo below. Available with grey, black and striped net, filtering and shading drapes. A speed reducer that allows the net to roll up slowly is available on request.








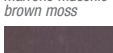
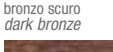
teli oscuranti shading drapes h max 183 mm

-  bianco/white 500
-  avorio/ivory 510
-  grigio/gray 526
-  fronte front retro back marrone-bianco brown-white 533
-  nero/black 530
-  cammello camel 506




teli filtranti filtering drapes h max 163 mm

-  bianco/white
-  bianco-avana 355 white-havana 355
-  bianco-grigio 354 white-gray 354

colori colours
profili profiles

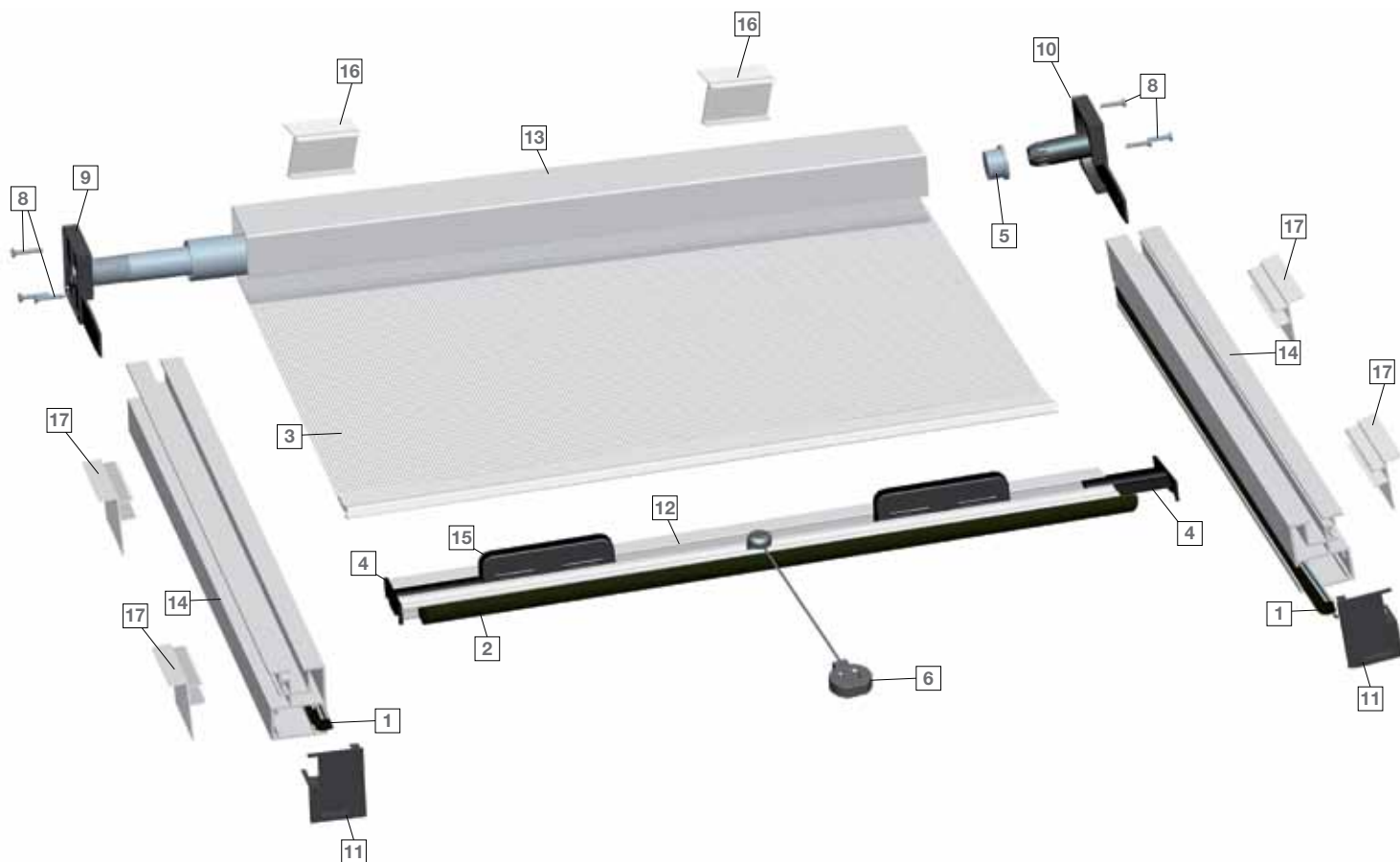
-  bianco/white 9010
-  avorio/ivory 1013
-  marrone/brown 8017 opaco
-  bronzo/bronze
-  marrone muschio brown moss
-  bronzo scuro dark bronze
-  renolit chiaro renolit clear

reti nets h max 163 mm

-  fibral/fiber
-  fibra bianco/nero white-black fibre
-  fibra nero/black fibre

INCM45

Kit di assemblaggio per zanzariera verticale ad incasso
 Kit for assembly of vertical recessed mosquito screen



NB. Le placche compensatrici Z250 e Z251 devono essere richieste all'ordine.

legenda

Z120 kit verticale incasso

1.	Z012 spazzolino 48x95
2.	Z013 spazzolino 48x110
3.	Z018 rete in fibra
4.	Z054 pattino mini
5.	Z055 boccia max
6.	Z057 nappina
7.	Z061 maniglia
8.	Z067 viti 2,4x20
9.	Z101 testata molla sx
10.	Z102 testata dx
11.	Z074 piedino di aggancio
12.	Z201 barra maniglia
13.	Z217 cassonetto INC45
14.	Z219 guida laterale 33x45
15.	Z213 rallentatore per rullo 45 mm
16.	Z250 placca compensatrice per cassonetto
17.	Z251 placca compensatrice per guida

index

Z120 kit verticale incasso

Z012	48x95 brush
Z013	48x110 brush
Z018	fibre screen
Z054	mini slider
Z055	bushing max
Z057	tab
Z061	handle
Z067	screws 2.40x20
Z101	left spring cap
Z102	right cap
Z074	socket pin
Z201	handle rod
Z217	INC45 head box
Z219	side guide 33x45
Z213	speed reducer for roller 45 mm
Z250	Balancing plate for guide
Z251	Balancing plate for head box



15

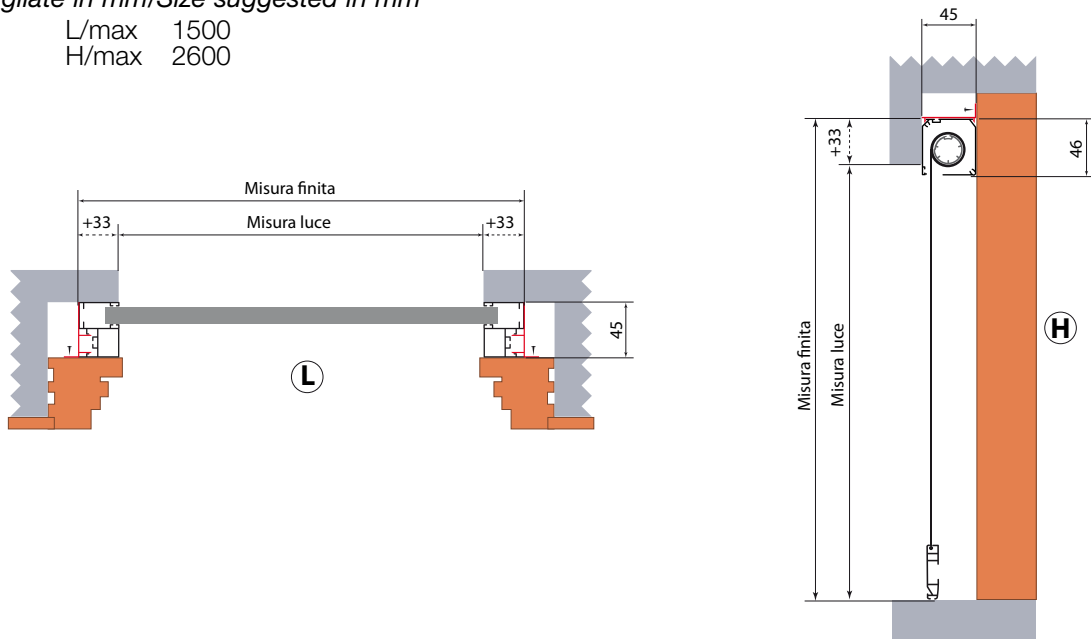
Questo accessorio opzionale consente il riavvolgimento rallentato della rete, da inserire nella parte opposta della molla.

this optional accessory slows the net rewind, to be inserted to the opposite part of the screw

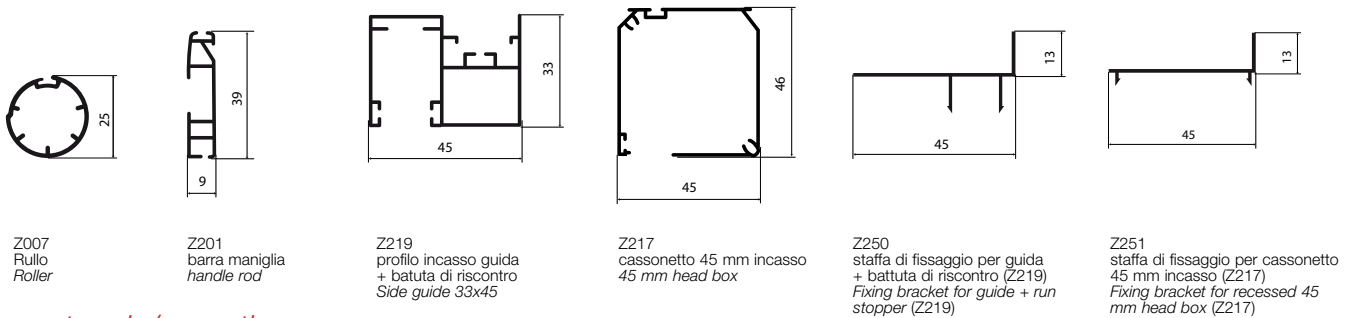
scheda tecnica/technical sheet

Misure consigliate in mm/Size suggested in mm

L/min 400 L/max 1500
H/min 400 H/max 2600



profili/profiles




montaggio/mounting



INCL45 *Standard*
zanzariera laterale ad **incasso**
side-sliding recessed 45 mm





INCL45, zanzariera ad incasso con un ingombro di 45 mm a scorrimento laterale adatta per porte e finestre con predisposizione dell'imbottito, dotata di cuscinetto a sfera per agevolare lo scorrimento dell'anta. Disponibile con rete grigia, nera, a strisce, filtranti e oscuranti. Opzionalmente è possibile richiedere il rallentatore che consente al telo di riavvolgersi lentamente.


INCL45 side-sliding recessed mosquito screen with a depth of 45 mm, suited for windows with readied frames, with a ball bearing to allow the door to slider easily. Available with grey, black and striped net, filtering and shading drapes. A speed reducer that allows the net to roll up slowly is available on request.




teli oscuranti shading drapes h max 183 mm



bianco/white 500



avorio/ivory 510



grigio/gray 526



marrone-bianco brown-white 533



nero/black 530



cammello camel 506

teli filtranti filtering drapes h max 163 mm



bianco/white 9010




bianco-avana 355 white-havana 355



bianco-grigio 354 white-gray 354



reti nets h max 163 mm



fibra/fiber




fibra bianco/nero white-black fibre




fibra nero/black fibre


colori colours
profili profiles



bianco/white 9010



avorio/ivory 1013



marrone/brown 8017 opaco



bronzo/bronze



marrone muschio brown moss



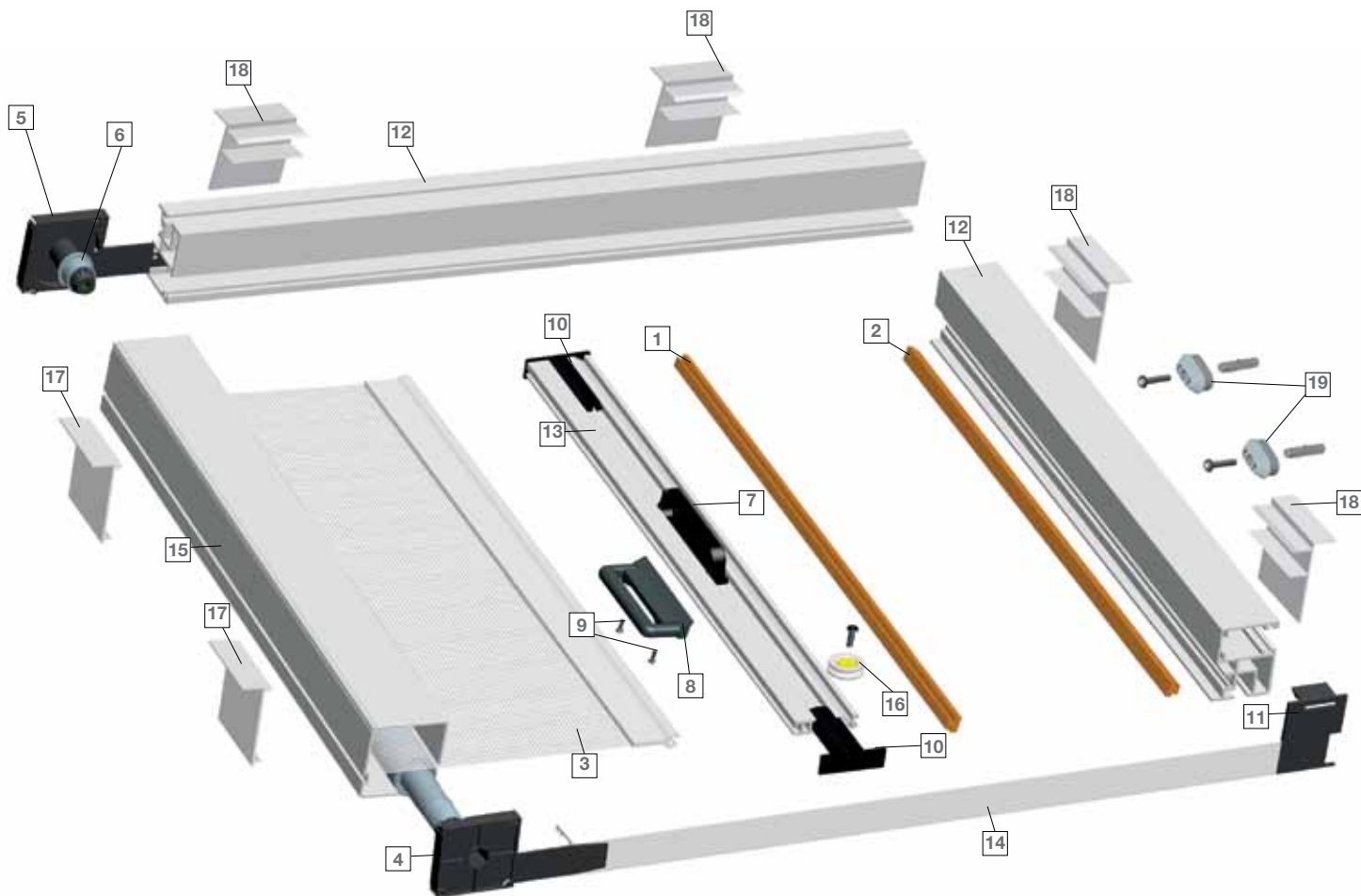
bronzo scuro dark bronze



renolit chiaro renolit clear

INCL45 Standard

Kit di assemblaggio per zanzariera laterale ad incasso
 Kit for assembly of side-sliding recessed mosquito screen



NB. Le placche compensatrici Z250 e Z251 devono essere richieste all'ordine.

legenda

Z130 kit laterale incasso

- | | |
|-----|--|
| 1. | Z010 magnete positivo |
| 2. | Z011 magnete negativo |
| 3. | Z018 rete in fibra |
| 4. | Z052 testata a molla |
| 5. | Z053 testata |
| 6. | Z055 boccola |
| 7. | Z061 maniglia |
| 8. | Z070 maniglia a scatto |
| 9. | Z071 viti per maniglia a scatto |
| 10. | Z073 pattini max |
| 11. | Z074 piedino di aggancio |
| 12. | Z219 guida INC45 |
| 13. | Z201 barra maniglia |
| 14. | Z203 guida 21x22 |
| 15. | Z217 cassetto INC45 |
| 16. | Z350 cuscinetto a sfera |
| 17. | Z250 placca compensatrice per cassetto |
| 18. | Z251 placca compensatrice per guida |
| 19. | Z104 bottoni + viti 4x35 |
| 20. | Z213 rallentatore per rullo 42 mm |

index

Z130 side-sliding

- | | |
|-------|--------------------------------|
| Z010 | positive magnet |
| Z011 | negative magnet |
| Z018 | fibre screen |
| Z052 | spring cap |
| Z053 | cap |
| Z055 | bushing 42 |
| Z061 | handle |
| Z070 | snapback handle |
| Z071 | screws for snapback handle |
| Z063 | max sliders |
| Z074 | snap pin |
| Z219 | INC45 guide |
| Z201 | handle rod |
| Z203 | guide 21x22 |
| INC45 | head box |
| Z350 | ball bearing |
| Z250 | Balancing plate for guide |
| Z251 | Balancing plate for head box |
| Z104 | 4x35 buttons + screws |
| Z213 | speed reducer for roller 42 mm |



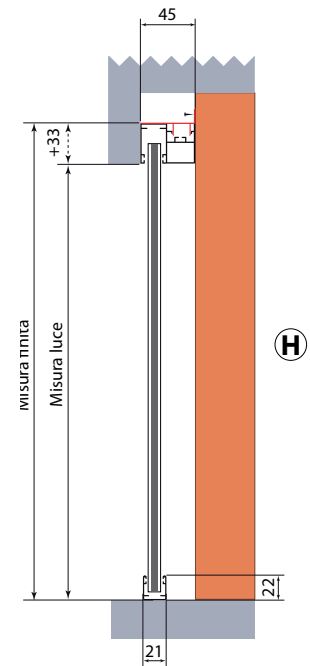
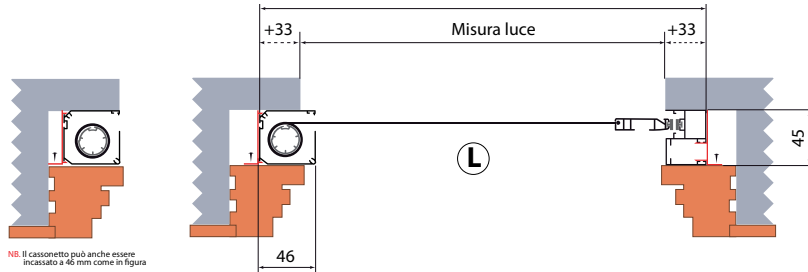
20
 Questo accessorio
 optional consente il
 riavvolgimento rallentato
 della rete, da inserire
 nella parte opposta
 della molla.

*this optional accessory
 slows the net rewind,
 to be inserted to the
 opposite part of the
 screw*

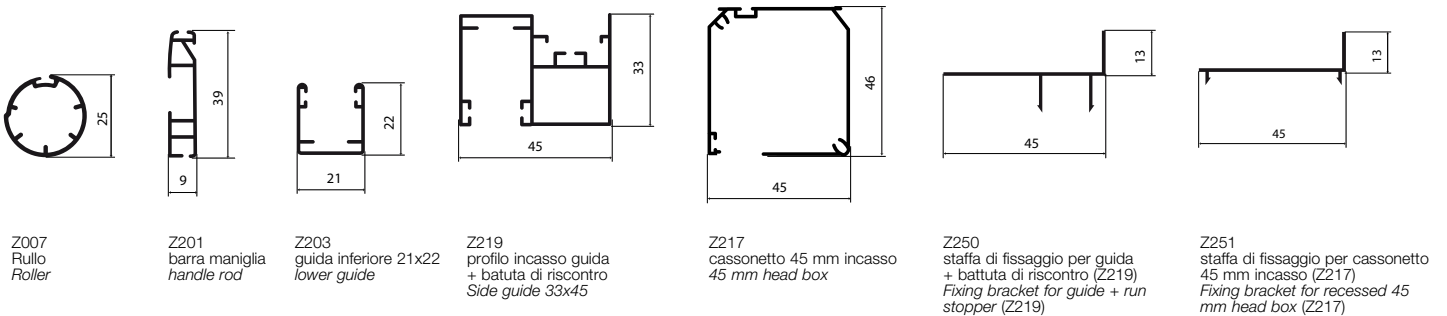
scheda tecnica/technical sheet

Misure consigliate in mm/Size suggested in mm

L/min 400 L/max 1500
H/min 400 H/max 2500



profili/profiles




montaggio/mounting



INCL45 *Plus*

zanzariera laterale ad **incasso**
side-sliding recessed plus 45 cm





INCL45 plus, zanzariera ad incasso con un ingombro di 45 mm a scorrimento laterale adatta per porte e finestre con predisposizione dell'imbotto, comprensiva di rinforzo a colore sulla barra maniglia che evita la flessione della stessa e facilita l'apertura della zanzariera. Di serie viene installato il rallentatore che consente al telo di riavvolgersi lentamente. Dotata di cuscinetto a sfera per agevolare lo scorrimento dell'anta. Disponibile con rete grigia, nera, a strisce, filtranti e oscuranti.


INCL45 plus side-sliding recessed mosquito screen with a depth of 45 mm, suited for windows with readied frames, includes coloured reinforcement on the handle rod to prevent bending and make it easier to open the screen.. Standard version has a speed reducer that allows the net to roll up slowly. Fitted with ball bearing and with clips for fast and easy installation. Available with grey, black or striped net, filtering and shading drapes.




teli oscuranti shading drapes h max 183 mm



bianco/white 500



avorio/ivory 510




grigio/gray 526



marrone-bianco brown-white 533



nero/black 530



cammello camel 506

teli filtranti filtering drapes h max 163 mm



bianco/white



bianco-avana 355 white-havana 355



bianco-grigio 354 white-gray 354

reti nets h max 163 mm



fibra/fiber




fibra bianco/nero white-black fibre




fibra nero/black fibre

colori colours
profili profiles



bianco/white 9010



avorio/ivory 1013



marrone/brown 8017 opaco



bronzo/bronze



marrone muschio brown moss



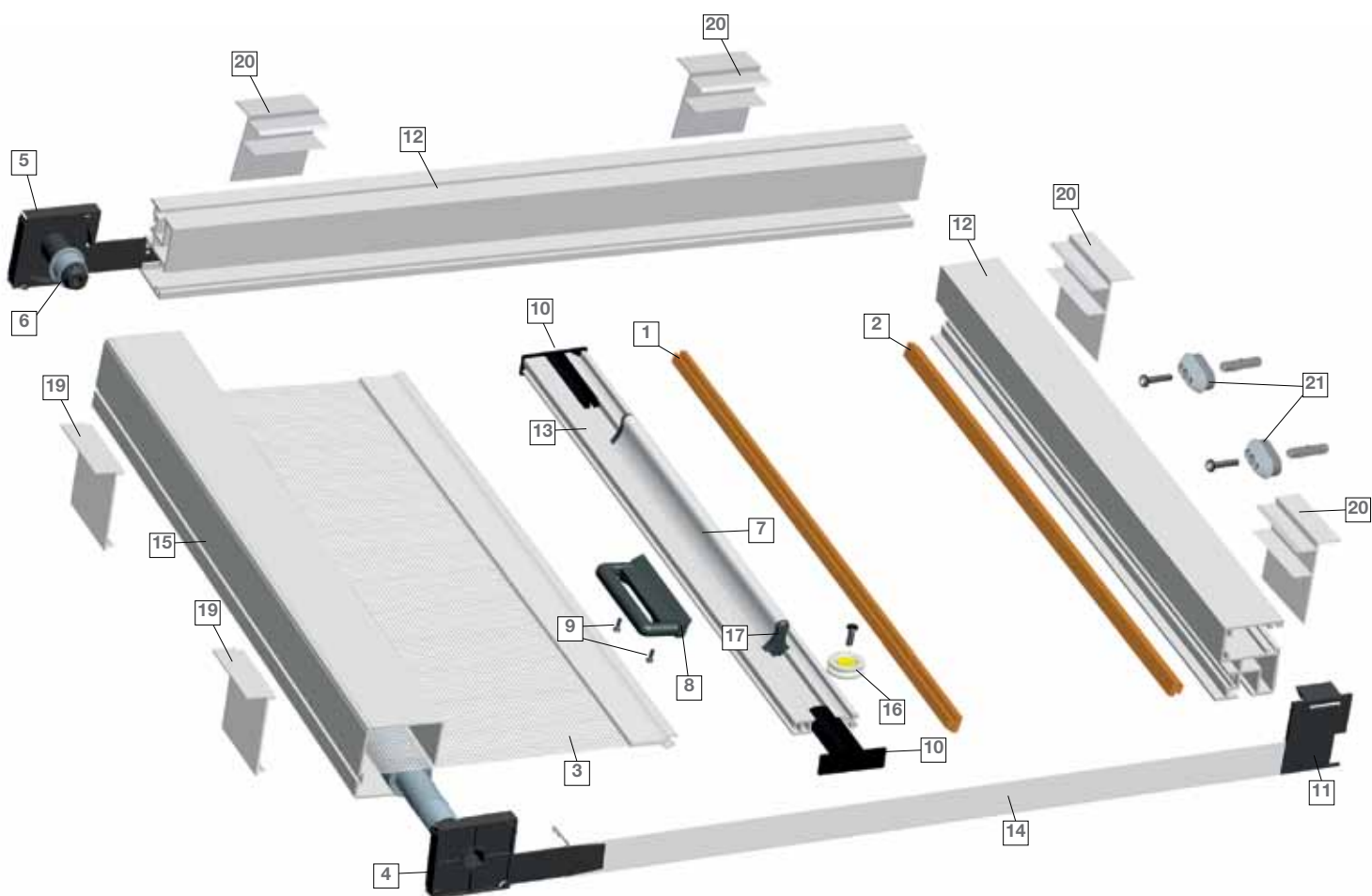
bronzo scuro dark bronze



renolit chiaro renolit clear

INCL45 Plus

Kit di assemblaggio per zanzariera laterale ad incasso
 Kit for assembly of side-sliding recessed mosquito screen



NB. Le placche compensatrici Z250 e Z251 devono essere richieste all'ordine.

legenda

Z130 kit laterale incasso

- | | |
|-----|--|
| 1. | Z010 magnete positivo |
| 2. | Z011 magnete negativo |
| 3. | Z018 rete in fibra |
| 4. | Z052 testata a molla |
| 5. | Z053 testata |
| 6. | Z055 boccola |
| 7. | Z255 rinforzo barra maniglia |
| 8. | Z070 maniglia a scatto |
| 9. | Z071 viti per maniglia a scatto |
| 10. | Z073 pattini max |
| 11. | Z074 piedino ad incastro |
| 12. | Z219 guida INC45 |
| 13. | Z201 barra maniglia |
| 14. | Z203 guida 21x22 |
| 15. | Z217 cassonetto INC45 |
| 16. | Z350 cuscinetto a sfera |
| 17. | Z302 tappo barramaniglia |
| 18. | Z213 rallentatore per rullo 45 mm |
| 19. | Z250 placca compensatrice per cassonetto |
| 20. | Z251 placca compensatrice per guida |
| 21. | Z104 bottoni + viti 4x35 |

index

Z130 side-sliding

- | | |
|------|--------------------------------|
| Z010 | positive magnet |
| Z011 | negative magnet |
| Z018 | fibres screen |
| Z052 | spring cap |
| Z053 | cap |
| Z055 | bushing 42 |
| Z255 | handle rod support |
| Z070 | snapback handle |
| Z071 | snapback handle screws |
| Z073 | max. sliders |
| Z074 | snap pin |
| Z219 | INC45 guide |
| Z201 | handle rod |
| Z203 | guide 21x22 |
| Z217 | INC45 head box |
| Z350 | ball bearing |
| Z302 | handle rod plug |
| Z213 | speed reducer for roller 45 mm |
| Z250 | balancing plate for guide |
| Z251 | balancing plate for head box |
| Z104 | 4x35 buttons + screws |



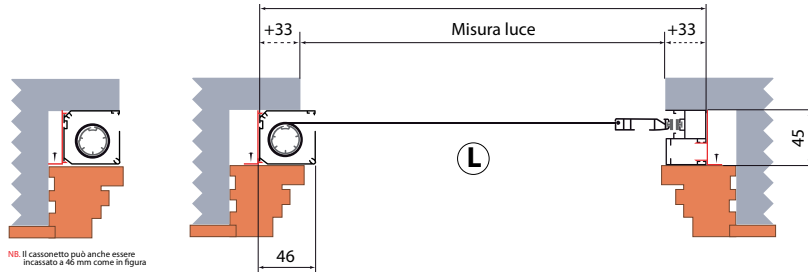
18 Questo accessorio di serie consente il riavvolgimento rallentato della rete, da inserire nella parte opposta della molla.

this current accessory slows the net rewind, to be inserted to the opposite part of the spring

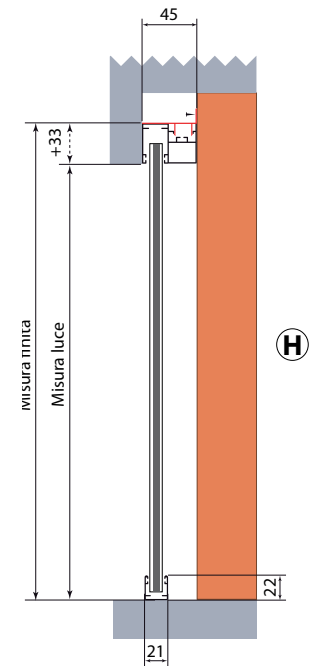
scheda tecnica/technical sheet

Misure consigliate in mm/Size suggested in mm

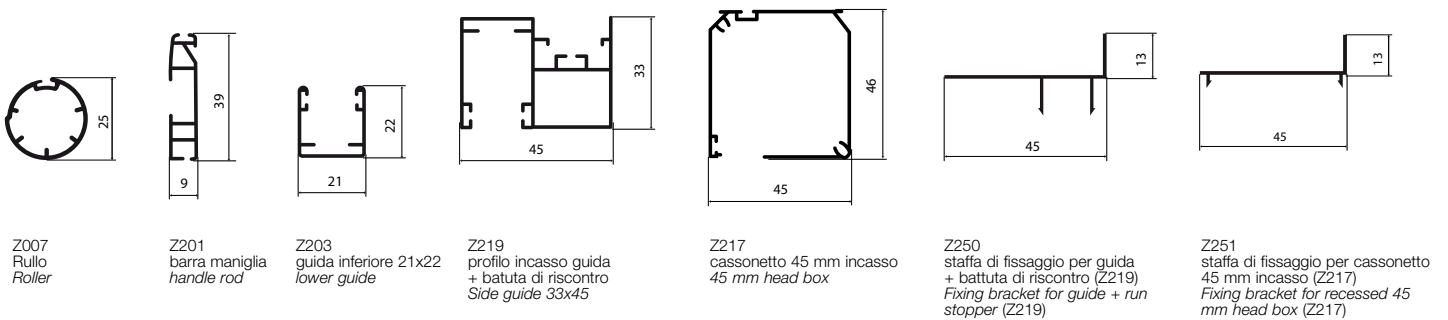
L/min 400 L/max 1500
H/min 400 H/max 2500



NB. Il cassonetto può anche essere incassato a 46 mm come in figura.



profili/profiles



montaggio/mounting



INCLD45 *Standard*

zanzariera laterale doppia ad **incasso**
double side-sliding recessed 45 mm





INCLD45, zanzariera ad incasso con un ingombro di 45 mm a scorrimento laterale con doppia anta di apertura adatta per porte e finestre di grandi dimensioni con predisposizione dell'imbotto, con la possibilità di bloccare una delle due ante in qualsiasi punto, dotata di cuscinetto a sfera per agevolare lo scorrimento dell'anta. Disponibile con rete grigia, nera, a strisce, filtranti e oscuranti. Opzionalmente è possibile richiedere il rallentatore che consente al telo di riavvolgersi lentamente.




INCLD45 side-sliding two-door recessed mosquito screen with a depth of 45 mm, suited for big doors and windows with readied frames, with the possibility of blocking one of the doors in any position, Fitted with a ball bearing to make the door slider easily. Available with grey, black and striped net, filtering and shading drapes. A speed reducer that allows the net to roll up slowly is available on request.




teli oscuranti shading drapes h max 183 mm

-  bianco/white 500
-  avorio/ivory 510
-  grigio/gray 526
-  fronte front retro back marrone-bianco brown-white 533
-  nero/black 530
-  cammello camel 506






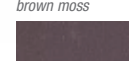
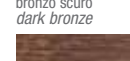
teli filtranti filtering drapes h max 163 mm

-  bianco/white
-  bianco-avana 355 white-havana 355
-  bianco-grigio 354 white-gray 354

reti nets h max 163 mm

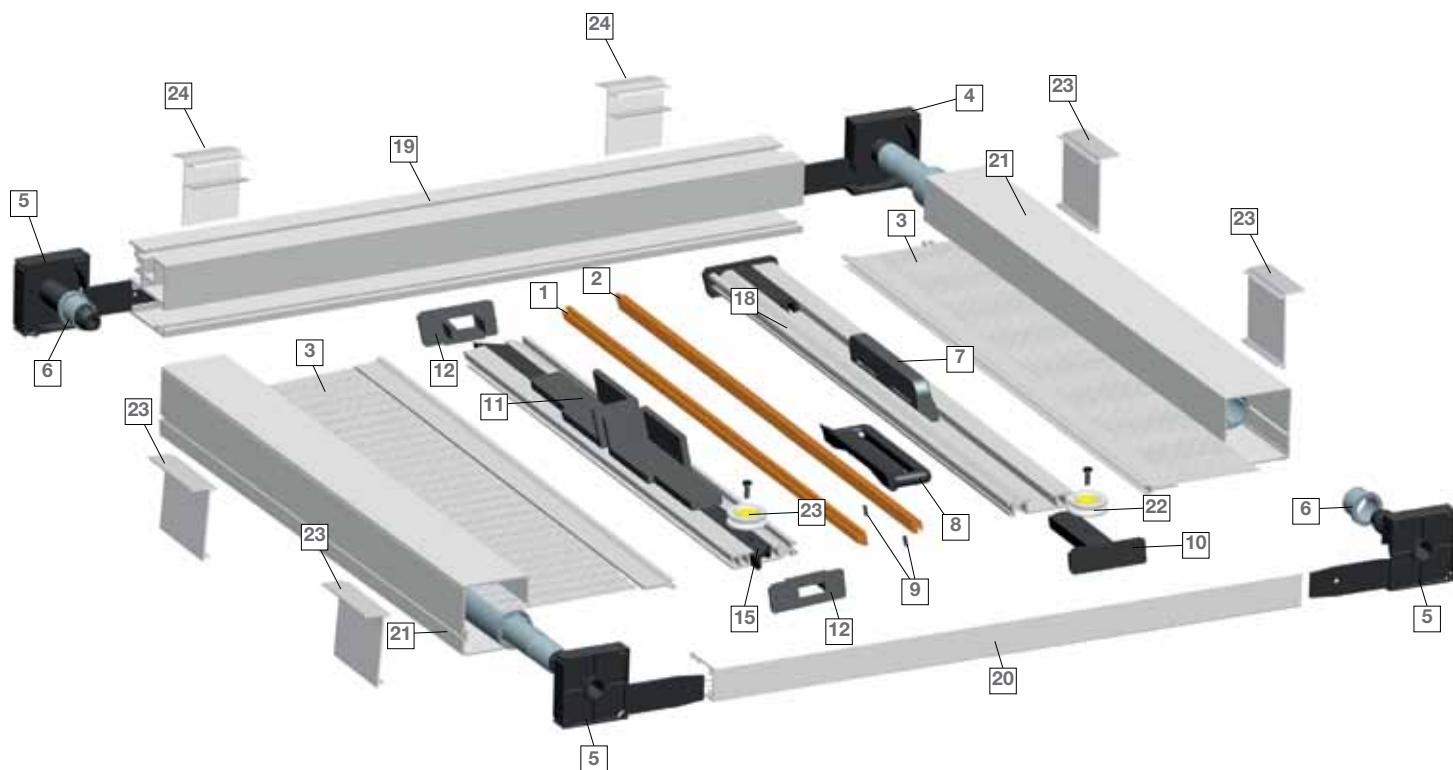
-  fibral/fiber
-  fibra bianco/nero white-black fibre
-  fibra nero/black fibre

colori colours
profili profiles

-  bianco/white 9010
-  avorio/ivory 1013
-  marrone/brown 8017 opaco
-  bronzo/bronze
-  marrone muschio brown moss
-  bronzo scuro dark bronze
-  renolit chiaro renolit clear

INCLD45 Standard

Kit di assemblaggio per zanzariera laterale doppia ad incasso standard
 Kit for assembly of standard double side-sliding recessed mosquito screen



NB. Le placche compensatrici Z250 e Z251 devono essere richieste all'ordine.

legenda

Z069 kit laterale 42 mm - n° 2 pezzi

1.	Z010 magnete positivo
2.	Z011 magnete negativo
3.	Z018 rete in fibra
4.	Z052 testata molla 45
5.	Z053 testata 45
6.	Z055 boccola 45
7.	Z061 maniglia
8.	Z070 maniglia a scatto
9.	Z071 viti per maniglia a scatto
10.	Z073 pattino max

Z110 kit meccanismo chiusura

11.	Z111 maniglia LD
12.	Z112 pattino forato
13.	Z113 forcella
14.	Z114 molla 6x40
15.	Z118 astina pvc
16.	Z116 brugola
17.	Z117 fermo ap. centrale
18.	Z201 barra maniglia
19.	Z219 guida incasso 33x45
20.	Z203 guida incasso 21x22
21.	Z217 cassonetto 45
22.	Z350 cuscinetto a sfera
23.	Z250 placca compensatrice per cassonetto
24.	Z251 placca compensatrice per guida
25.	Z213 rallentatore per rullo 42 mm

index

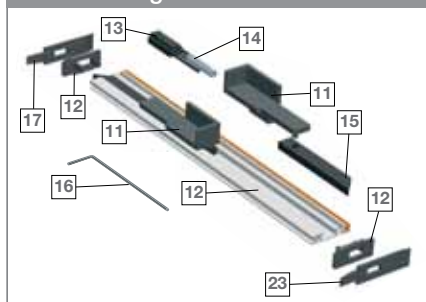
Z069 42 mm side-sliding kit - 2 pieces

Z010	positive magnet
Z011	negative magnet
Z018	fibre screen
Z052	spring cap
Z053	cap 45
Z055	bushing 42
Z061	handle
Z070	snapback handle
Z071	snapback handle screws
Z073	max slider

Z110 closing mechanism kit

Z111	LD handle
Z112	perforated slider
Z113	fork
Z114	spring 6x40
Z118	rod in PVC
Z116	Allen wrench
Z117	central opening stopper
Z201	handle rod
Z219	recess guide 33x45
Z203	21x22 recess guide
Z217	head box 45
Z350	ball bearing
Z250	balancing plate for guide
Z251	balancing plate for head box
Z213	speed reducer for roller 42 mm

Z110 kit meccanismo chiusura closing mechanism kit

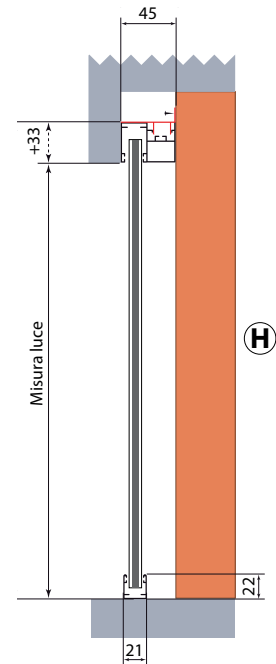
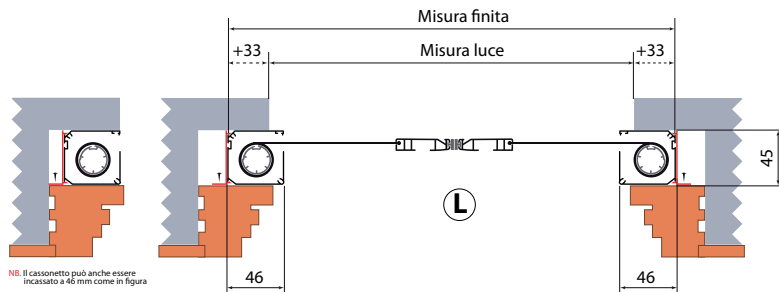


25
 Questo accessorio
 optional consente il
 riavvolgimento rallentato
 della rete, da inserire
 nella parte opposta
 della molla.
 this optional accessory
 slows the net rewind,
 to be inserted to the
 opposite part of the
 screw

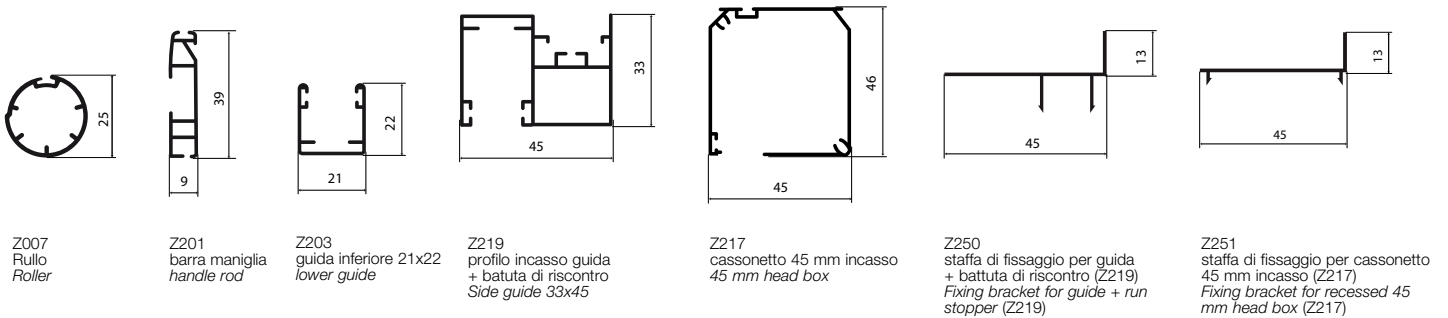
scheda tecnica/technical sheet

Misure consigliate in mm/Size suggested in mm

L/min 400 L/max 3000
H/min 400 H/max 2500



profili/profiles



montaggio/mounting



INCLD45 *Plus*

zanzariera laterale doppia ad **incasso**
double side-sliding recessed plus 45 mm





INCLD45 plus, zanzariera ad incasso con un ingombro di 45 mm a scorrimento laterale con doppia anta di apertura adatta per porte e finestre di grandi dimensioni con predisposizione dell'imbotto, con la possibilità di bloccare una delle due ante in qualsiasi punto, dotata di cuscinetto a sfera per agevolare lo scorrimento dell'anta. Comprensiva di rinforzo a colore sulla barra maniglia che evita la flessione della stessa e facilita l'apertura della zanzariera. Di serie viene installato il rallentatore che consente al telo di riavvolgersi lentamente. Disponibile con rete grigia, nera, a strisce, filtranti e oscuranti.


INCLD45 plus, side-sliding two-door recessed mosquito screen with a depth of 45 mm, suited for big doors and windows with readied frames, with the possibility of blocking one of the two doors in any position, fitted with a ball bearing to make the door slider easily. Includes coloured reinforcement on the handle rod to prevent bending and make it easier to open the screen. Standard version has a speed reducer that allows the net to roll up slowly. Fitted with ball bearing and with clips for fast and easy installation. Available with grey, black or striped net, filtering and shading drapes.




teli oscuranti shading drapes h max 183 mm



bianco/white 500



avorio/ivory 510




grigio/gray 526



marrone-bianco brown-white 533



nero/black 530



cammello camel 506

teli filtranti filtering drapes h max 163 mm



bianco/white



bianco-avana 355 white-havana 355



bianco-grigio 354 white-gray 354


reti nets h max 163 mm



fibra/fiber




fibra bianco/nero white-black fibre




fibra nero/black fibre

colori colours
profili profiles



bianco/white 9010



avorio/ivory 1013



marrone/brown 8017 opaco



bronzo/bronze



marrone muschio brown moss



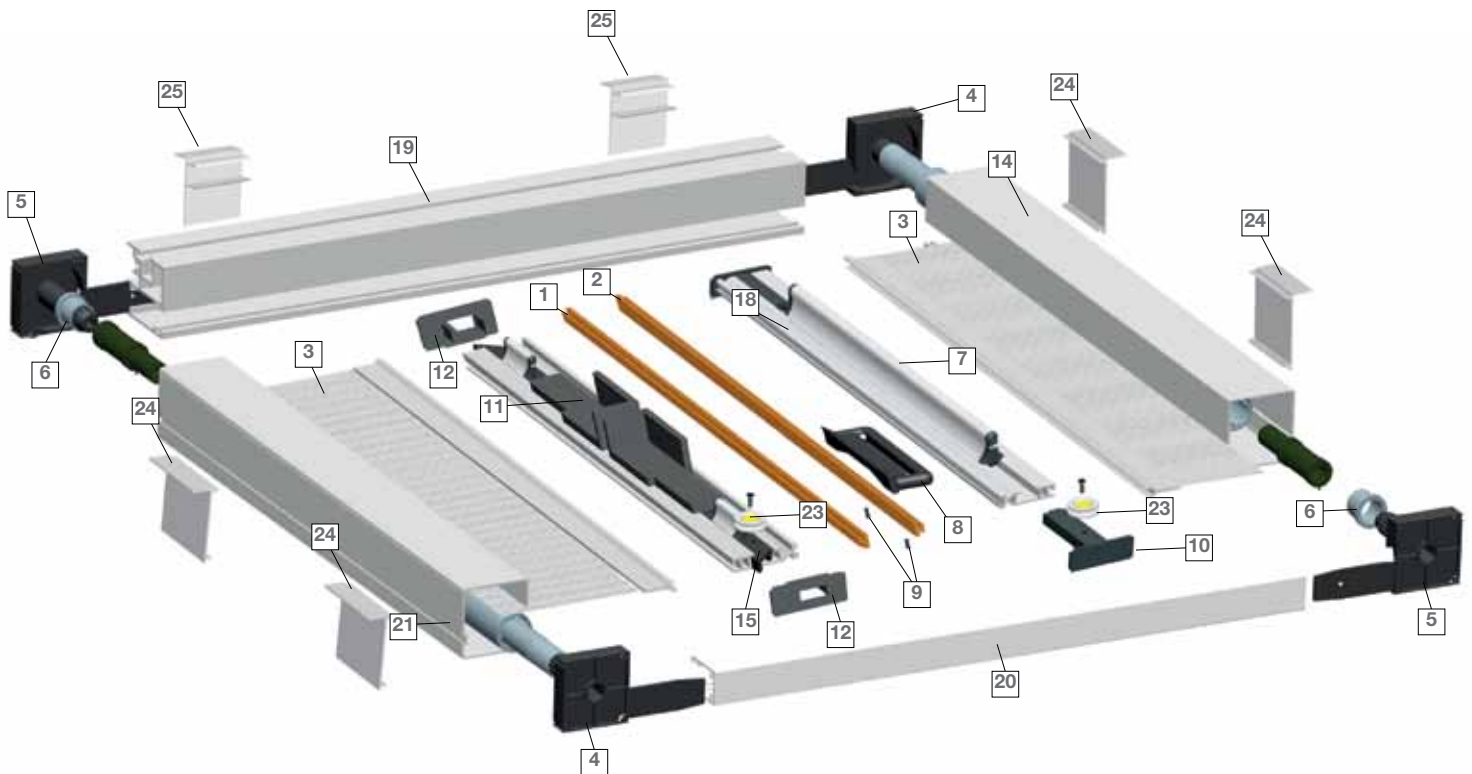
bronzo scuro dark bronze



renolit chiaro renolit clear

INCLD45 Plus

Kit di assemblaggio per zanzariera laterale doppia ad incasso plus
 Kit for assembly of double side-sliding recessed plus mosquito screen



NB. Le placche compensatrici Z250 e Z251 devono essere richieste all'ordine.

legenda

Z069 kit laterale 42 mm - n° 2 pezzi

1. Z010 magnete positivo
2. Z011 magnete negativo
3. Z018 rete in fibra
4. Z052 testata molla 45
5. Z053 testata 45
6. Z055 boccola 45
7. Z255 rinforzo barra maniglia
8. Z070 maniglia a scatto
9. Z071 viti per maniglia a scatto
10. Z073 pattino max

Z110 kit meccanismo chiusura

11. Z111 maniglia LD
12. Z112 pattino forato
13. Z113 forcella
14. Z114 molla 6x40
15. Z118 astina pvc
16. Z116 brugola
17. Z117 fermo ap. centrale
18. Z201 barra maniglia
19. Z219 guida incasso 45x37
20. Z203 guida incasso 21x22
21. Z217 cassonetto 45
22. Z213 rallentatore per rete 45 mm
23. Z350 cuscinetto a sfera
24. Z250 placca compensatrice per cassonetto
25. Z251 placca compensatrice per guida

index


Z069 42 mm side-sliding kit - 2 pieces

- Z010 positive magnet
 Z011 negative magnet
 Z018 fibre screen
 Z052 spring cap
 Z053 cap 45
 Z055 bushing 42
 Z255 handle rod support
 Z070 snapback handle
 Z071 snapback handle screws
 Z073 max slider

Z110 kit closing mechanism

- Z111 LD handle
 Z112 perforated slider
 Z113 fork
 Z114 spring 6x40
 Z118 rod in PVC
 Z116 allen wrench
 Z117 central opening stopper
 Z201 handle rod
 Z219 recess guide 45x37
 Z203 recess guide 21x22
 Z217 head box 45
 Z213 speed reducer for net 45 mm
 Z350 ball bearing
 Z250 balancing plate for guide
 Z251 balancing plate for head box

Z110 kit meccanismo chiusura closing mechanism kit



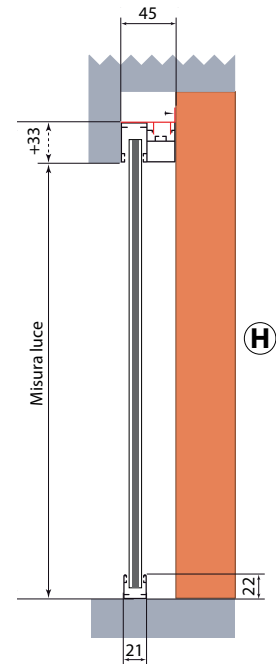
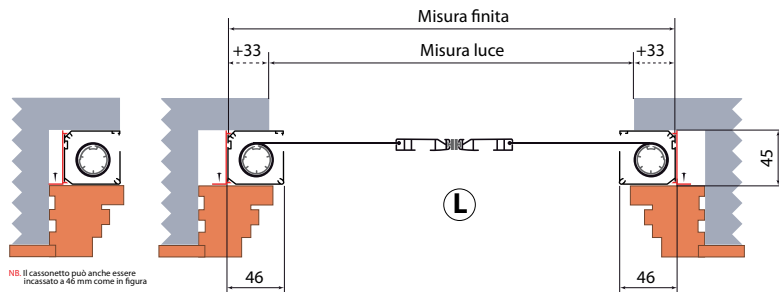
22
 Questo accessorio di serie consente il riavvolgimento rallentato della rete, da inserire nella parte opposta della molla.

this current accessory slows the net rewind, to be inserted to the opposite part of the screw

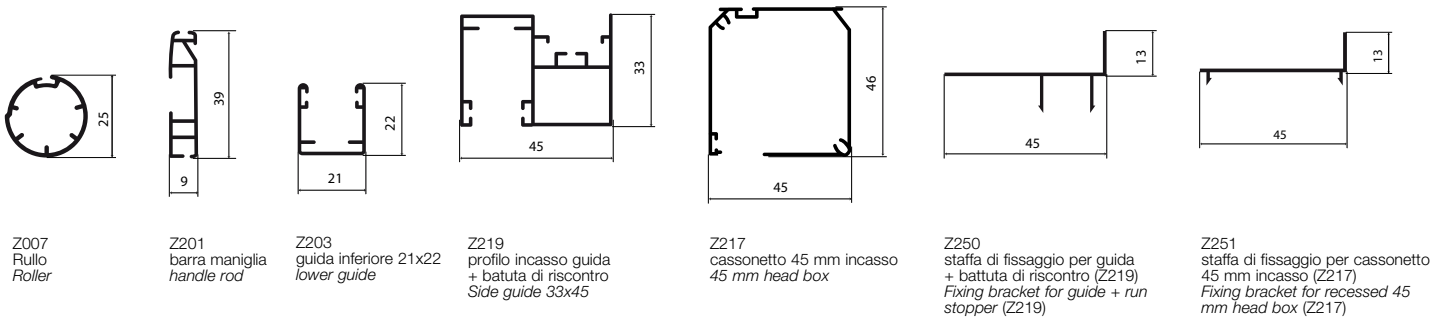
scheda tecnica/technical sheet

Misure consigliate in mm/Size suggested in mm

L/min 400 L/max 3000
H/min 400 H/max 2500



profili/profiles



montaggio/mounting



E45

zanzariera **esterna**
external 45 mm





E45, zanzariera esterna con attacco frontale, adatta per finestre di palazzi con facciate continue o per situazioni con problemi di spazio. È possibile realizzarla con o senza traversa inferiore per l'appoggio. Disponibile con rete grigia, nera, a strisce, filtranti e oscuranti. Opzionalmente è possibile richiedere il rallentatore che consente al telo di riavvolgersi lentamente.


E45 external, front-mounting mosquito screen, suited for windows in buildings with continuous facades or for situations where space is a problem. It can be installed with or without a lower crosspiece to rest on. Available with grey, black and striped net, filtering and shading drapes. A speed reducer that allows the net to roll up slowly is available on request.



teli oscuranti shading drapes
h max 183 mm



bianco/white 500



avorio/ivory 510




grigio/gray 526



marrone-bianco brown-white 533



nero/black 530



cammello camel 506

teli filtranti filtering drapes
h max 163 mm



bianco/white



bianco-avana 355 white-havana 355



bianco-grigio 354 white-gray 354

colori colours
profili profiles



bianco/white 9010



avorio/ivory 1013



marrone/brown 8017



bronzo/bronze




nero/black 9005/41

reti nets
h max 163 mm



fibra/fiber



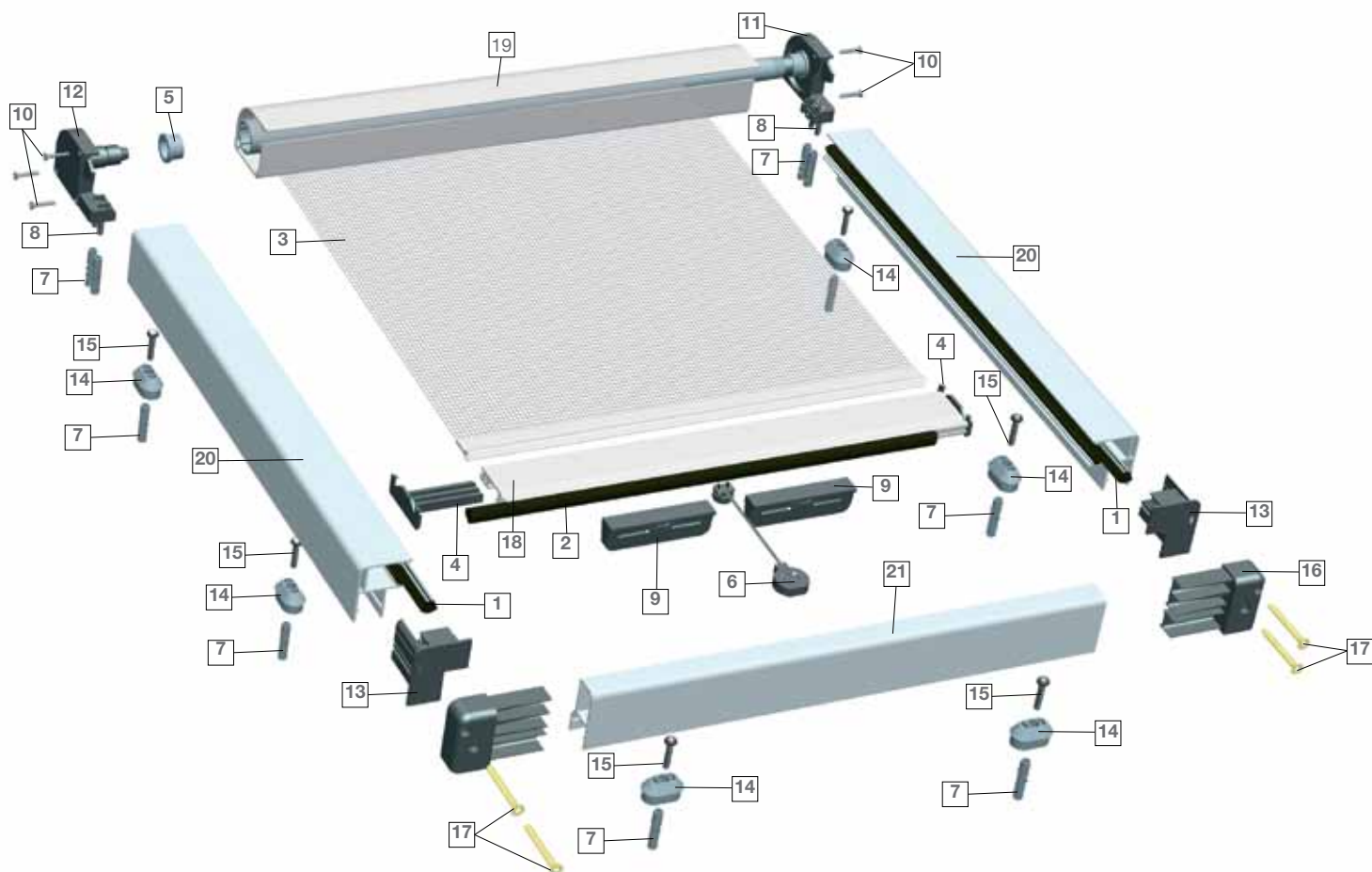
fibra bianco/nero white-black fibre



fibra nero/black fibre

E45

Kit di assemblaggio per zanzariera esterna
Kit for assembly of external mosquito screen



legenda

Z100 kit esterna E45

1.	Z012 spazzolino 48x95
2.	Z013 spazzolino 48x1000
3.	Z018 rete in fibra
4.	Z054 pattino mini
5.	Z055 boccia max
6.	Z057 nappina
7.	Z058 stop 6x30
8.	Z059 viti 4x30
9.	Z061 maniglia
10.	Z067 viti 2,4x20
11.	Z101 testata molla sx
12.	Z102 testata dx
13.	Z103 piedino ad incastro
14.	Z104 bottoni + viti 4x35
15.	Z105 viti 4x35
16.	Z106 angoli traversa
17.	Z107 viti per angoli 4x45
18.	Z201 barra maniglia
19.	Z206 cassonetto E45
20.	Z207 guida laterale 45x37
21.	Z208 traversa 20x45
22.	Z213 rallentatore per rullo 45 mm

index

Z100 side-sliding

Z012	48x95 brush
Z013	48x1000 brush
Z018	fibre screen
Z054	mini slider
Z055	max bushing
Z057	tab
Z058	6x30 stoppers
Z059	4x30 screws
Z061	handle
Z067	2.4x20 screws
Z101	left spring cap
Z102	right cap
Z103	snap pins
Z104	4x35 buttons + screws
Z105	4x35 screws
Z106	cross angles
Z107	screws for angles
Z201	handle rod
Z206	E45 head box
Z207	side guide 45x37
Z208	crosspiece 20x45
Z213	speed reducer for roller 45 mm



22

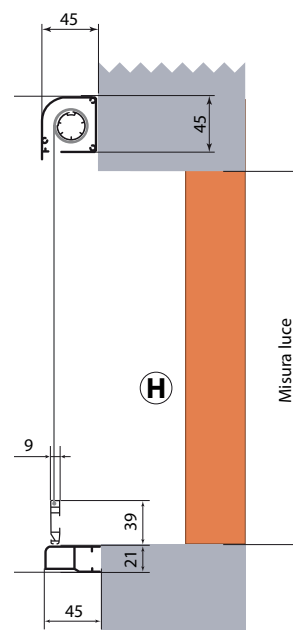
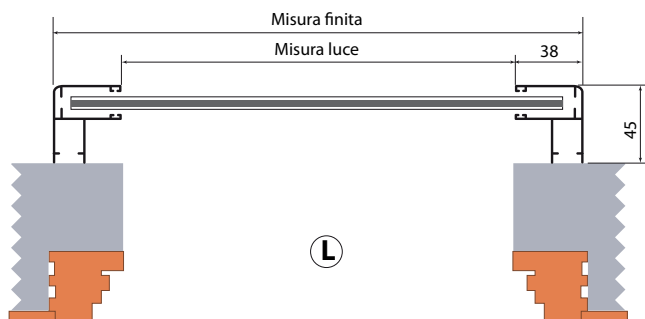
Questo accessorio optional consente il riavvolgimento rallentato della rete, da inserire nella parte opposta della molla.

this optional accessory slows the net rewind, to be inserted to the opposite part of the screw

scheda tecnica/technical sheet

Misure consigliate in mm/Size suggested in mm

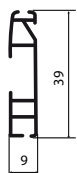
L/min 400 L/max 1600
H/min 400 H/max 2600



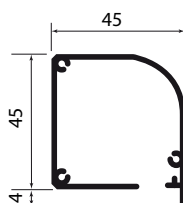
profili/profiles



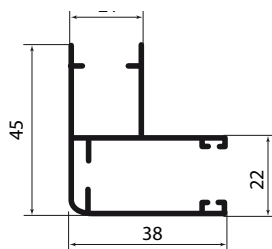
Z007
Rullo/Roller



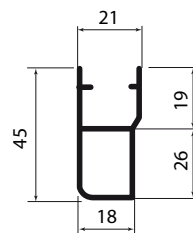
Z201
barra maniglia
handle rod



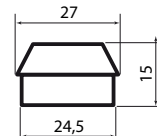
Z206
cassonetto E45
E45 head rod



Z207
guida laterale 45x37
side guide 45x37



Z208
traversa 20x45
crosspiece 20x45



Z104
bottoni
buttons

montaggio/mounting



1
fissare tutti i bottoni (14) sulla
facciata esterna
fix all the buttons (14) on the
outside face

2
inserire il cassonetto (19) nelle
2 guide (20) superiori
insert the head box (19) in the
2 upper guides (20)


3
posizionare la zanzariera
assemblata all'esterno della
finestra
position the assembled screen
outside the window

4
agganciare con la zanzariera
facendo pressione sui bottoni
hook up the screen by pres-
sing the buttons

AK36

zanzariera anta **amerika**
american shutter





Zanzariera a battente adatta per porte-finestre caratterizzata dall'assenza di profili a pavimento. Disponibile con rete in fibra grigia, nera, a strisce oppure in alluminio antracite o argento. E' possibile realizzarla in diversi modelli: ad una, due o tre ante; con traversa decentrata o doppia; con ante fuori squadra o centinate. In opzione si possono richiedere le cerniere con molla di richiamo.

Door-type mosquito screen suited for French windows where there is no profile on the floor. Available with net in grey, black or striped or in anthracite-grey or silver aluminium. It can be available in different models; with one, two or three doors, with an off-centre or double crosspiece; with out of square or arched. Hinges with return spring available on request.




teli
oscuranti
shading
drapes
h max 183 mm




colori
colours
profili
profiles



teli
filtranti
filtering
drapes
h max 163 mm

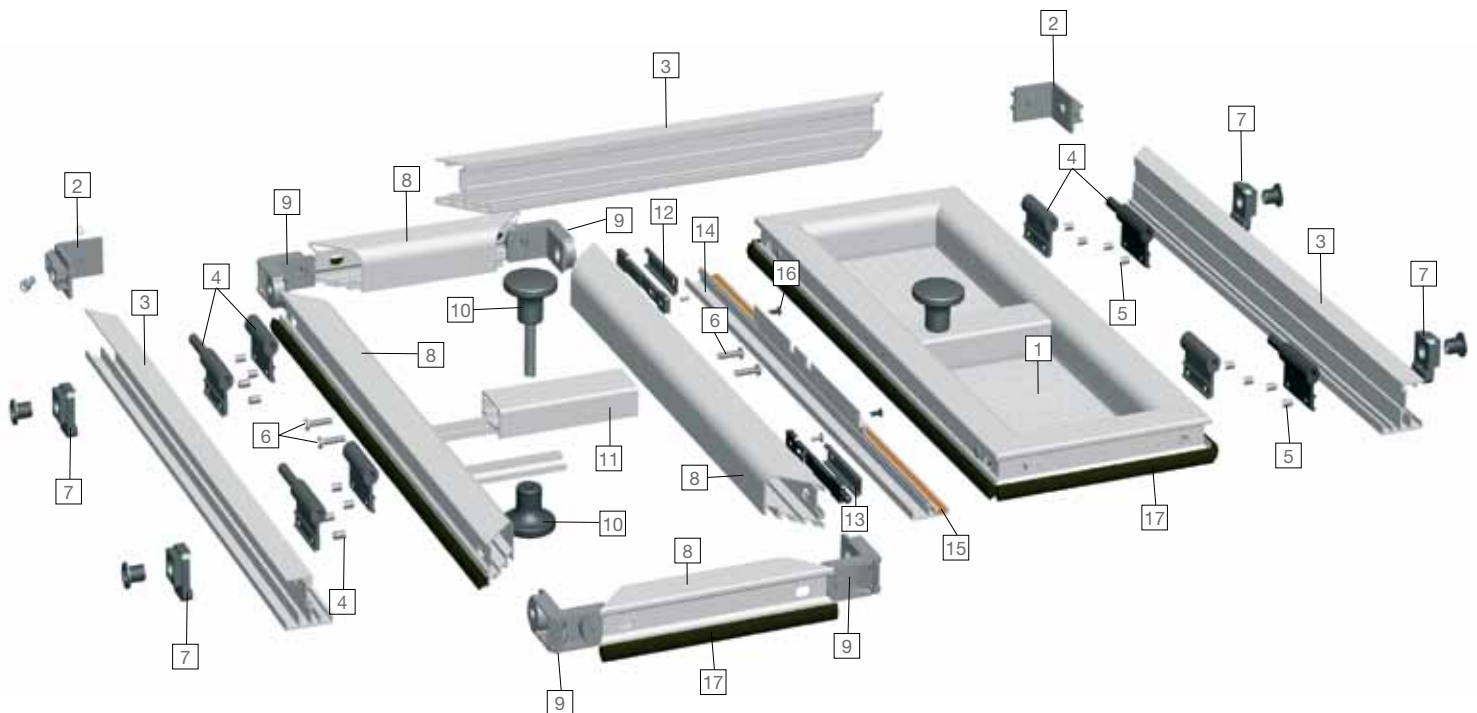


reti
nets
h max 163 mm



AK36

Kit di assemblaggio per zanzariera anta amerika
 Kit for assembly of mosquito net with American shutter



legenda

Z100 Amerika AK36

- | | |
|-----|--------------------------------------|
| 1. | Z018 rete in fibra |
| 2. | Z220 squadretta telaio |
| 3. | Z221 profilo telaio anta Z o L |
| 4. | Z222 cerniera |
| 5. | Z223 grani fissaggio cerniere |
| 6. | Z224 viti fissaggio traversa |
| 7. | Z225 compensatore fuorisquadro |
| 8. | Z226 profilo anta |
| 9. | Z227 squadretta anta |
| 10. | Z228 pomello |
| 11. | Z229 profilo traversa centrale |
| 12. | Z230 palettino superiore |
| 13. | Z231 palettino inferiore |
| 14. | Z232 profilo battuta centrale |
| 15. | Z233 magneti per anta amerika |
| 16. | Z234 viti fissaggio battuta centrale |
| 17. | Z235 spazzolino per anta amerika |

index

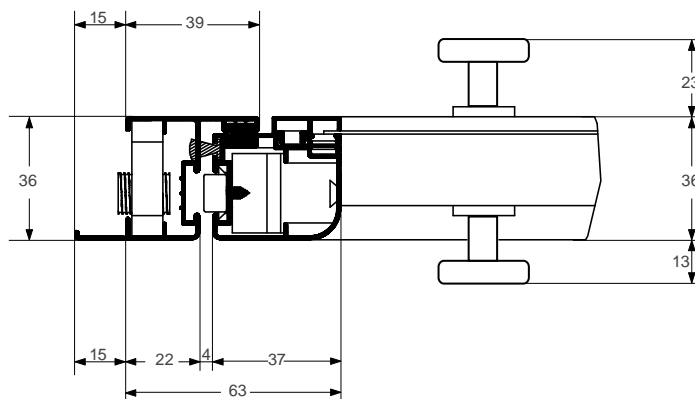
Z100 Amerika AK36

- | | |
|------|---------------------------------|
| Z018 | fibre screen |
| Z220 | frame bracket |
| Z221 | leaf Z or L frame profile |
| Z222 | hinge |
| Z223 | hinge setting dowels |
| Z224 | crosspiece assembly screws |
| Z225 | off-plumb compensator |
| Z226 | leaf profile |
| Z227 | leaf bracket |
| Z228 | knob |
| Z229 | profile central crosspiece |
| Z230 | upper bar |
| Z231 | lower bar |
| Z232 | profile central stopper |
| Z233 | magnet for american shutter |
| Z234 | central stopper assembly screws |
| Z235 | brush for american shutter |

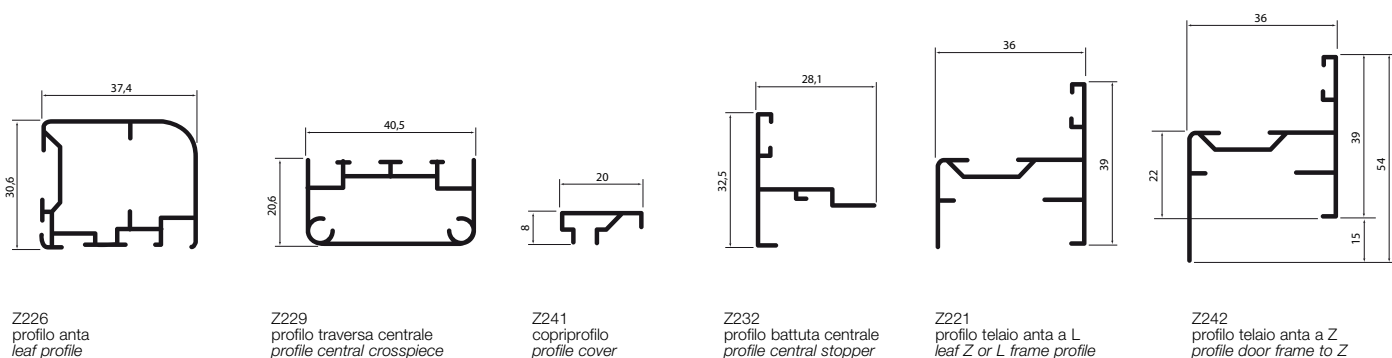
scheda tecnica/technical sheet

Misure consigliate in mm/Size suggested in mm


L/min 400 L/max 1200 ad anta/each shutter
H/min 400 H/max 2500



profili/profiles



montaggio/mounting



1
inserire i compensatori sul profilo telaio
insert the expansion joints on the frame profile


2
regolare il fuori squadra sul telaio tramite gli appositi compensatori
set through the proper balancing the out of square on the frame

3
fissare il telaio con le viti in dotazione
fix the frame with supplied screws

4
agganciare l'anta tramite le cerniere
use the hinge to fix the shutter

F11

zanzariera a **telaio fisso**
fixed frame



Zanzariera a schermo fisso disponibile con rete in fibra grigia, nera, e a strisce oppure in alluminio antracite o argento. Si fissa mediante attacchi a muro o utilizzando il magnete predisposto sul profilo. E' possibile realizzarla in diversi modelli: a oblò, centinata, fuori squadra; con traversa centrale, decentrata oppure senza traversa.

Fixed frame mosquito screen available with net in grey, black or striped fibre, or in anthracite-grey or silver aluminium. It is fixed in place by means of wall mounts or by using the magnet fitted to the profile. It can be made in several models: porthole, curved, off-plumb; with a central or off-centre crosspiece, or with no crosspiece.



art. Z301

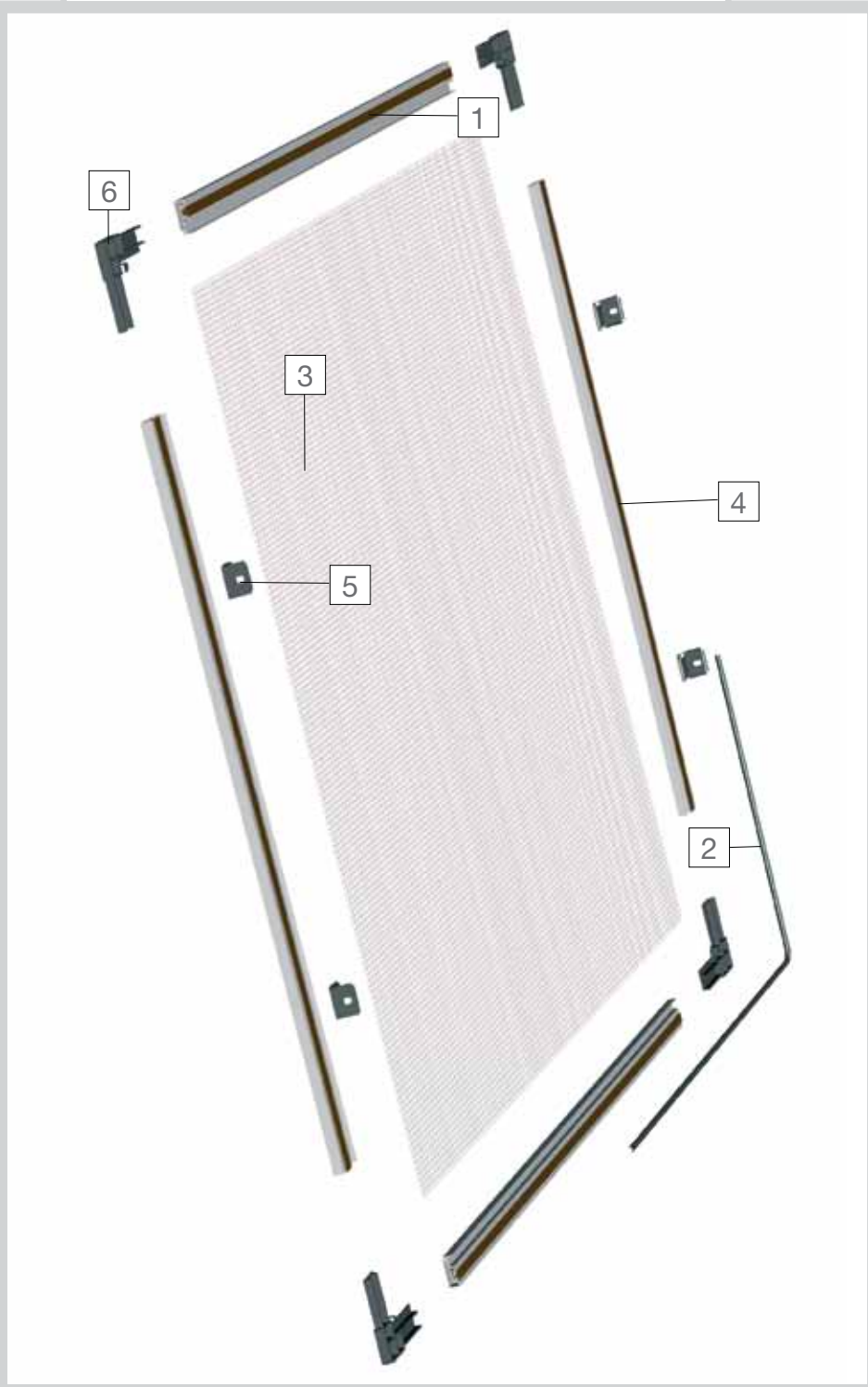
Questo accessorio consente di inserire la traversa in qualsiasi punto mantenendo la rigidità al telaio
This accessory makes it possible to insert the crosspiece at any point while keeping the frame rigid.

art. Z011M

Magnete maggiorato bipolare per una maggiore aderenza
Bipolar uprated magnet for a better grip



Kit di assemblaggio per zanzariera a telaio fisso
 Kit for assembly of a mosquito screen with a fixed frame



legenda/index:

- | | | |
|----|------|---------------------------------|
| 1. | Z010 | magnete positivo |
| 2. | Z016 | tondino bloccarete gomma |
| 3. | Z018 | rete in fibra |
| 4. | Z211 | profilo telaio fisso |
| 5. | Z214 | ancoraggio muro |
| 6. | Z215 | squadretta a elle |
| 7. | Z301 | giunto a scomparsa per traversa |
-
- | | | |
|----|------|-------------------------------|
| 1. | Z010 | positive magnet |
| 2. | Z016 | rubber net-blocking bar |
| 3. | Z018 | fibre screen |
| 4. | Z211 | profile fixed frame |
| 5. | Z214 | wall attachment housing |
| 6. | Z215 | "L" bracket |
| 7. | Z301 | rollaway joint for crosspiece |

colori
 colours
 profili
 profiles

	bianco/white 9010
	avorio/ivory 1013
	marrone/brown 8017
	bronzo/bronze
	verde/green 6005
	nero/black 9005/41
	marrone/brown raff.
	verde/green raff.
	grigio/grey raff.
	DR703 ferro micaceo s.
	rame martellato beaten copper
	effecta NH31
	ciliegio EZY 510

teli
 oscuranti
 shading
 drapes
 h max 183 mm

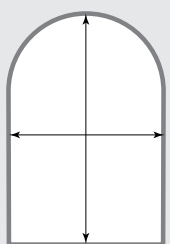
	bianco/white 500
	avorio/ivory 510
	grigio/grey 526
	fronte front
	retro back
	marrone-bianco brown-white 533
	nero/black 530
	cammello camel 506

teli
 filtranti
 filtering
 drapes
 h max 163 mm

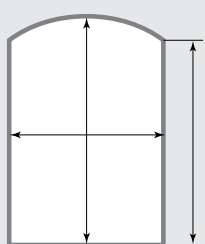
	bianco/white
	bianco-avana 355 white-havana 355
	bianco-grigio 354 white-gray 354

reti
 nets
 h max 163 mm

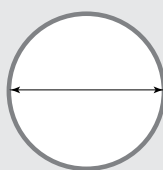
	fibra/fiber
	fibra bianco/nero white-black fibre
	fibra nero/black fibre
	alluminio elettro nero aluminium elettro black
	alluminio argento aluminium silver
	acciaio inox steel inox



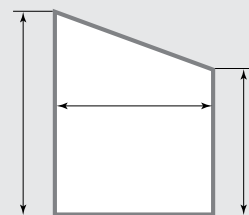
TUTTO SESTO
 ROUND ARCH



SESTO RIBASSATO
 SEGMENTAL ARCH



OBLLO'
 PORTHOLE



FUORI QUADRO
 OFF SQUARE

A close-up photograph of a vertical pleated mosquito net. The net is made of a dark, fine-mesh fabric with distinct vertical pleats. It is mounted on a white plastic frame. The background is a bright, overexposed white surface.


PliFlex M18

zanzariera **plissé** verticale
Vertical PliFlex



Pliflex M18 è una zanzariera plissettata a scorrimento verticale adatta per finestre con ingombro minimo di soli 18 mm è possibile inserirla in qualsiasi situazione.

Pliflex M18 is a plissè vertical-sliding mosquito screen suited for windows with a minimal depth of 18mm, therefore to apply it in any situation.



colori
colours
profili
profiles



bianco/white 9010



avorio/ivory 1013



marrone/brown 8017



bronzo chiaro/light bronze



argento/silver



verde/green 6005



nero/black 9005/41



marrone/brown raff.



verde/green raff.



grigio/grey raff.



DR703 ferro micaceo s.



rame martellato
beaten copper



bronzo scuro
dark bronze




ciliegio/cherry 317/70 R



noce/walnut 102/70 R



effecta NH31



effecta white WH30

reti
nets
h max 163 mm



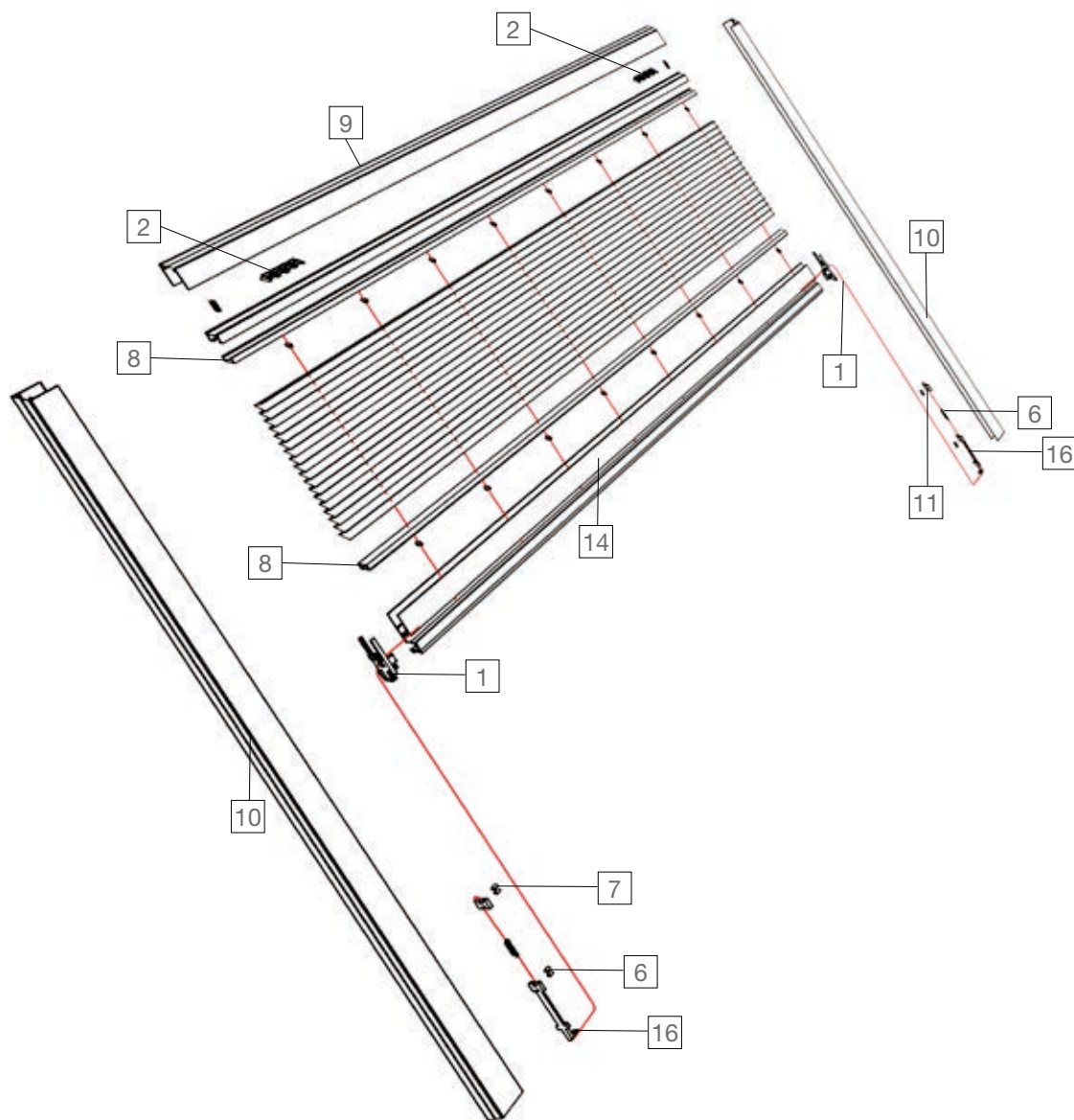
fibra grigia/fiber gray



fibra nero/black fibre

PliFlex M18

Kit di assemblaggio per zanzariera plissè verticale
 Kit for assembling for the vertical pliflex



legenda

ZPV Plissè PliFlex M18

1.	PL901	tappo barramaniglia
2.	PL902	clips di fissaggio
3.	PL903	magnete
4.	PL904	magnete grande pliflex
5.	PL905	spingifilo per pliflex laterale + grani
6.	PL906	molla tensionatrice
7.	PL907	blocchetto tensionatore fili + grani
8.	PL908	pacco rete
9.	PL909	guida pliflex
10.	PL909	guida pliflex
11.	PL911	filo pliflex
12.	PL912	guida inferiore bassa pliflex + biadesivo
13.	PL913	profilo di copertura + portamagnete
14.	PL914	barramaniglia pliflex
15.	PL915	giunto centrale per pliflex doppia
16.	PL916	spingifilo con becco per pliflex verticale

index

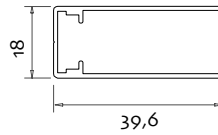
ZPV M18 Plissè PliFlex

PL901	handle rod plug
PL902	snapback supports
PL903	magnet
PL904	large magnet pliflex
PL905	push-wire for side sliding pliflex + grub screws
PL906	tension spring
PL907	wires tension block + grub screws
PL908	wire mesh pack
PL909	pliflex guide
PL909	pliflex guide
PL911	pliflex thread
PL912	lower low pliflex guide + double-sided
PL913	cover profile + magnet holder
PL914	pliflex handle rod
PL915	central joint for double side-sliding pliflex
PL916	push-wire with "lever" for vertical pliflex

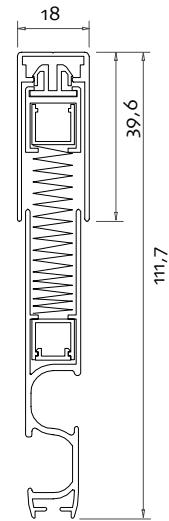
scheda tecnica/technical sheet

Misure consigliate in mm/Size suggested in mm

L/min 400 L/max 1600
H/min ---- H/max 1600



Guide laterali
Side tracks



Barra maniglia e pacchetto rete
Sliding handle and kit mesh

profili/profiles




PL914
barra maniglia
pliflex handle rod



PL909
guida pliflex
pliflex guide

montaggio/mounting

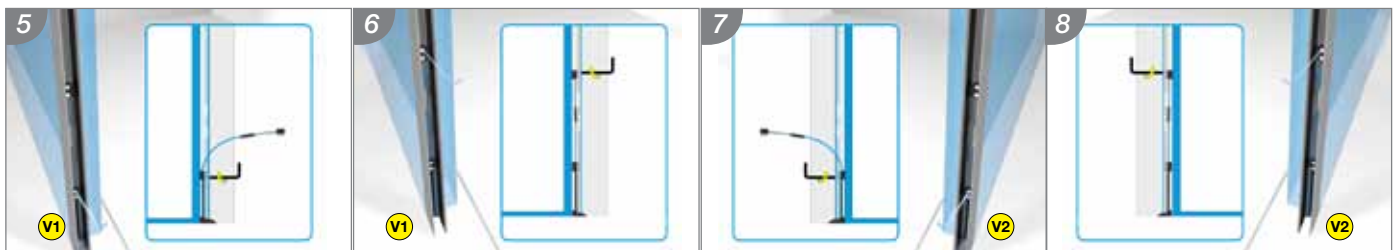


1 fissare i profili laterali in ambedue i lati e assicurarsi che gli incavi della guida siano posizionati nella parte inferiore
Fix lateral profiles on both sides and make sure that gaps guide are positioned in the lower part

2 fissare il profilo guida superiore
Fix the upper guide profile

3 fissare il pacco rete agganciandolo con leggera pressione fino al click, al profilo guida superiore
Hook up the wire mesh pack and fix it to the upper guide profile, by a soft pressing until click

4 tagliare il nastro del pacco rete solo nelle estremità
Cut the tape at the end of the wire mesh pack




5 posizionare e bloccare lo spingifilo nella parte bassa della guida V1 facendo attenzione a non intrecciare i fili
Position and lock the push-wire in the lower part of the guide V1, paying attention to don't twist the wires

6 inserire e bloccare nella parte bassa della guida V1 il bloccetto tensionatore e tensionare la molla collegata
Insert and lock the wires tension block in the lower part of the guide V1 and tension the relative spring

7 posizionare e bloccare lo spingifilo nella parte bassa della guida V2 facendo attenzione a non intrecciare i fili
Position and lock the push-wire in the lower part of the guide V2, paying attention to don't twist the wires

8 inserire e bloccare nella parte bassa della guida V2 il bloccetto tensionatore e tensionare la molla collegata
Insert and lock the wires tension block in the lower part of the guide V2 and tension the relative spring



9 tagliare il nastro centrale del pacco rete
Cut the central tape of the wire mesh pack

10 verificare il funzionamento della zanzariera
Verify the operation of the screen



PliFlex L18

zanzariera **plissé** laterale
side-sliding PliFlex



Pliflex L18 è una zanzariera plissettata a scorrimento laterale adatta per porte/finestre di grandi dimensioni, con ingombro minimo di soli 18 mm è possibile inserirla in qualsiasi situazione.

Pliflex L18 is a plissé side-sliding mosquito screen suited for French windows with a minimal depth of 18mm, therefore to apply it in any situation.



colori
colours
profili
profiles



bianco/white 9010



avorio/ivory 1013



marrone/brown 8017



bronzo chiaro/light bronze



argento/silver



verde/green 6005



nero/black 9005/41



marrone/brown raff.



verde/green raff.



grigio/grey raff.



DR703 ferro micaceo s.



rame martellato
beaten copper



bronzo scuro
dark bronze



ciliegio/cherry 317/70 R



noce/walnut 102/70 R



effecta NH31



effecta white WH30

reti
nets
h max 163 mm



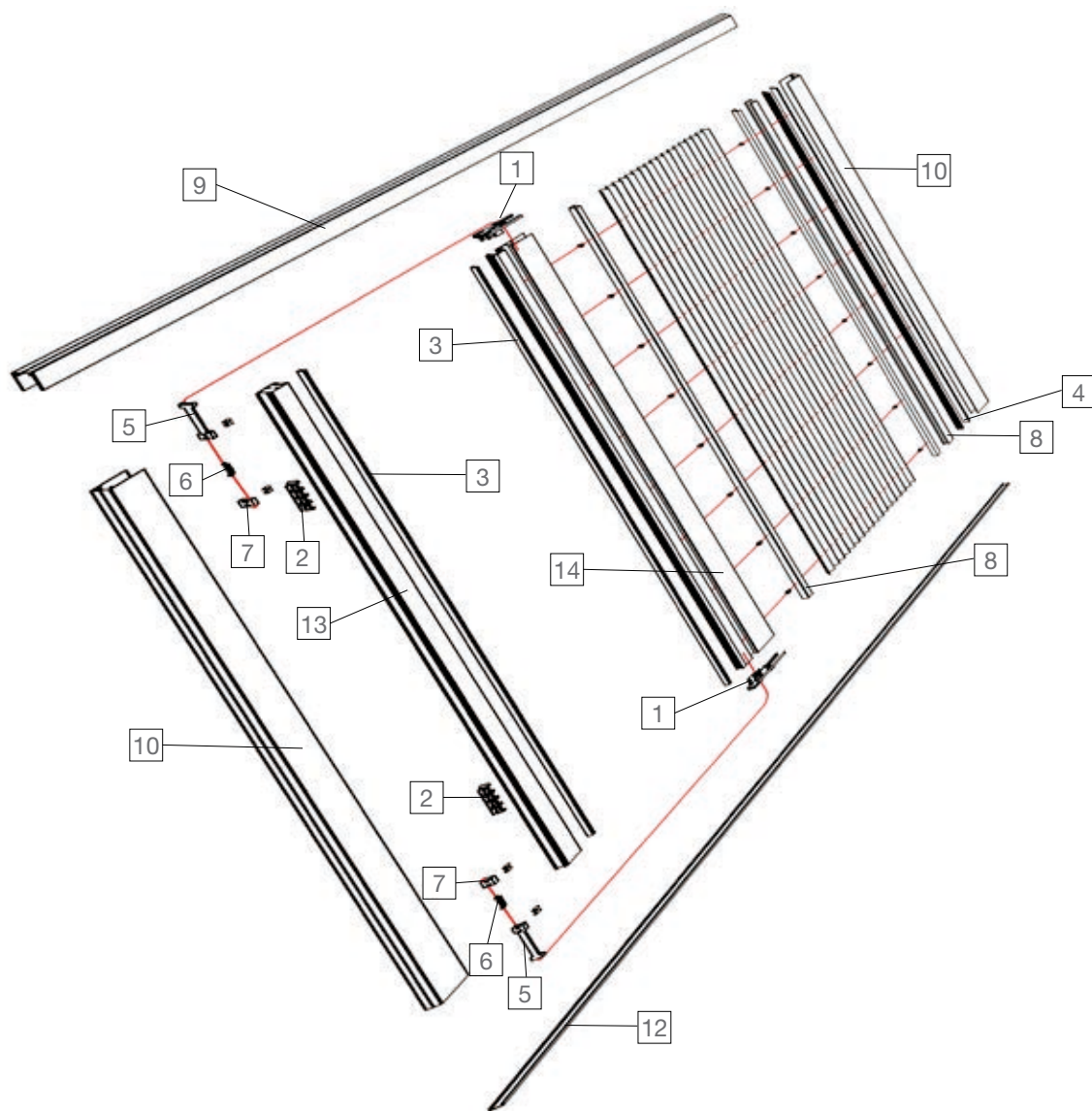
fibra grigia/fiber gray



fibra nero/black fibre

PliFlex L18

Kit di assemblaggio per zanzariera plissè laterale
 Kit for assembling for side - sliding pliflex



legenda

ZPL Plissè PliFlex L18

- | | | |
|-----|-------|--|
| 1. | PL901 | tappo barramaniglia |
| 2. | PL902 | clips di fissaggio |
| 3. | PL903 | magnete |
| 4. | PL904 | magnete grande pliflex |
| 5. | PL905 | spingifilo per pliflex laterale + grani |
| 6. | PL906 | molla tensionatrice |
| 7. | PL907 | blocchetto tensionatore fili + grani |
| 8. | PL908 | pacco rete |
| 9. | PL909 | guida pliflex |
| 10. | PL909 | guida pliflex |
| 11. | PL911 | filo pliflex |
| 12. | PL912 | guida inferiore bassa pliflex + biadesivo |
| 13. | PL913 | profilo di copertura |
| 14. | PL914 | barramaniglia pliflex |
| 15. | PL915 | giunto centrale per pliflex doppia |
| 16. | PL916 | spingifilo con becco per pliflex verticale |

index

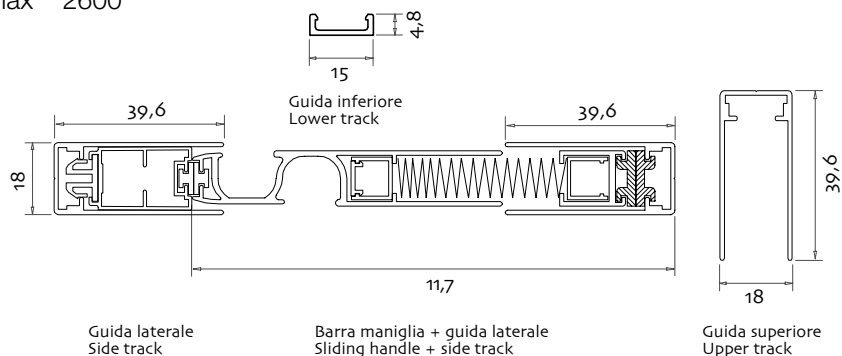
ZPL L18 Plissè PliFlex

- | | |
|-------|--|
| PL901 | handle rod plug |
| PL902 | snapback supports |
| PL903 | magnet |
| PL904 | large magnet pliflex |
| PL905 | push-wire for side sliding pliflex + grub screws |
| PL906 | tension spring |
| PL907 | wires tension block + grub screws |
| PL908 | wire mesh pack |
| PL909 | pliflex guide |
| PL909 | pliflex guide |
| PL911 | pliflex thread |
| PL912 | lower low pliflex guide + double-sided |
| PL913 | cover profile |
| PL914 | pliflex handle rod |
| PL915 | central joint for double side-sliding pliflex |
| PL916 | push-wire with "lever" for vertical pliflex |

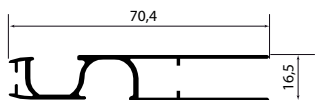
scheda tecnica/technical sheet

Misure consigliate in mm/Size suggested in mm

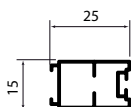
L/min ---- L/max 1800
H/min 400 H/max 2600



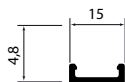
profili/profiles



PL914
barra maniglia
pliflex handle rod



PL913
profilo di copertura
cover profile



PL912
guida inferiore bassa
lower low pliflex guide



PL909
guida pliflex
pliflex guide

montaggio/mounting

<p>fissare i profili laterali in ambedue i lati individuando il profilo con il magnete per determinare il verso d'apertura. fix lateral profiles on both sides indentifying the magnetic profile that determine the opening sense</p>	<p>fissare il profilo laterale con magneti come riportato in figura fix the magnetic lateral profile as shown in the picture</p>	<p>fissare il profilo guida superiore fix the upper guide profile</p>	<p>fissare la guida inferiore fix the lower guide</p>
<p>agganciare il pacco rete nel profilo laterale con magnete, con l'etichetta lato alto nella parte superiore hook up the wire mesh pack to the magnetic lateral profile, keeping the "high side" label in the superior part</p>	<p>tagliare il nastro del pacco rete solo nelle estremità cut the tape at the end of the wire mesh pack</p>	<p>posizionare e bloccare lo spingifilo nel lato opposto del pacco rete facendo attenzione a non intrecciare i fili position and lock the push-wire in the opposite side of wire mesh pack, paying attention to don't twist the wires</p>	<p>inserire nel lato opposto del pacco rete il bloccetto tensionatore e tensionare la molla collegata insert the wires tension block in the opposite side of the wire mesh pack and tension the relative spring</p>
<p>ripetere l'operazione al punto 7/8 repeat the operation at the point 7/8</p>	<p>inserire il profilo di copertura nel lato opposto del pacco rete insert the cover profile in the opposite side of the wire mesh pack</p>	<p>agganciare il profilo di copertura con leggera pressione fino al click hook up the cover profile by a soft pressing until click</p>	<p>tagliare il nastro centrale del pacco rete e verificare il funzionamento della zanzariera cut the central tape of the wire mesh pack Verify the operation of the screen</p>

PliFlex LD18

zanzariera **plissé** laterale doppia
Double Side-sliding PliFlex



Pliflex LD18 è una zanzariera plissettata a scorrimento laterale con doppia anta per porte/finestre di grandi dimensioni, con ingombro minimo di soli 18 mm è possibile inserirla in qualsiasi situazione.

Pliflex LD18 is a plissé side-sliding two-door mosquito screen suited for big French windows, with a minimal depth of 18mm, therefore to apply it in any situation.



colori
colours
profili
profiles




bianco/white 9010




avorio/ivory 1013



marrone/brown 8017




bronzo chiaro/light bronze



argento/silver



verde/green 6005



nero/black 9005/41



marrone/brown raff.



verde/green raff.



grigio/grey raff.



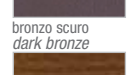
DR703 ferro micaceo s.



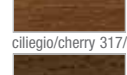
rame martellato
beaten copper



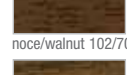
bronzo scuro
dark bronze




ciliegio/cherry 317/70 R



noce/walnut 102/70 R



effecta NH31



effecta white WH30

reti
nets
h max 163 mm



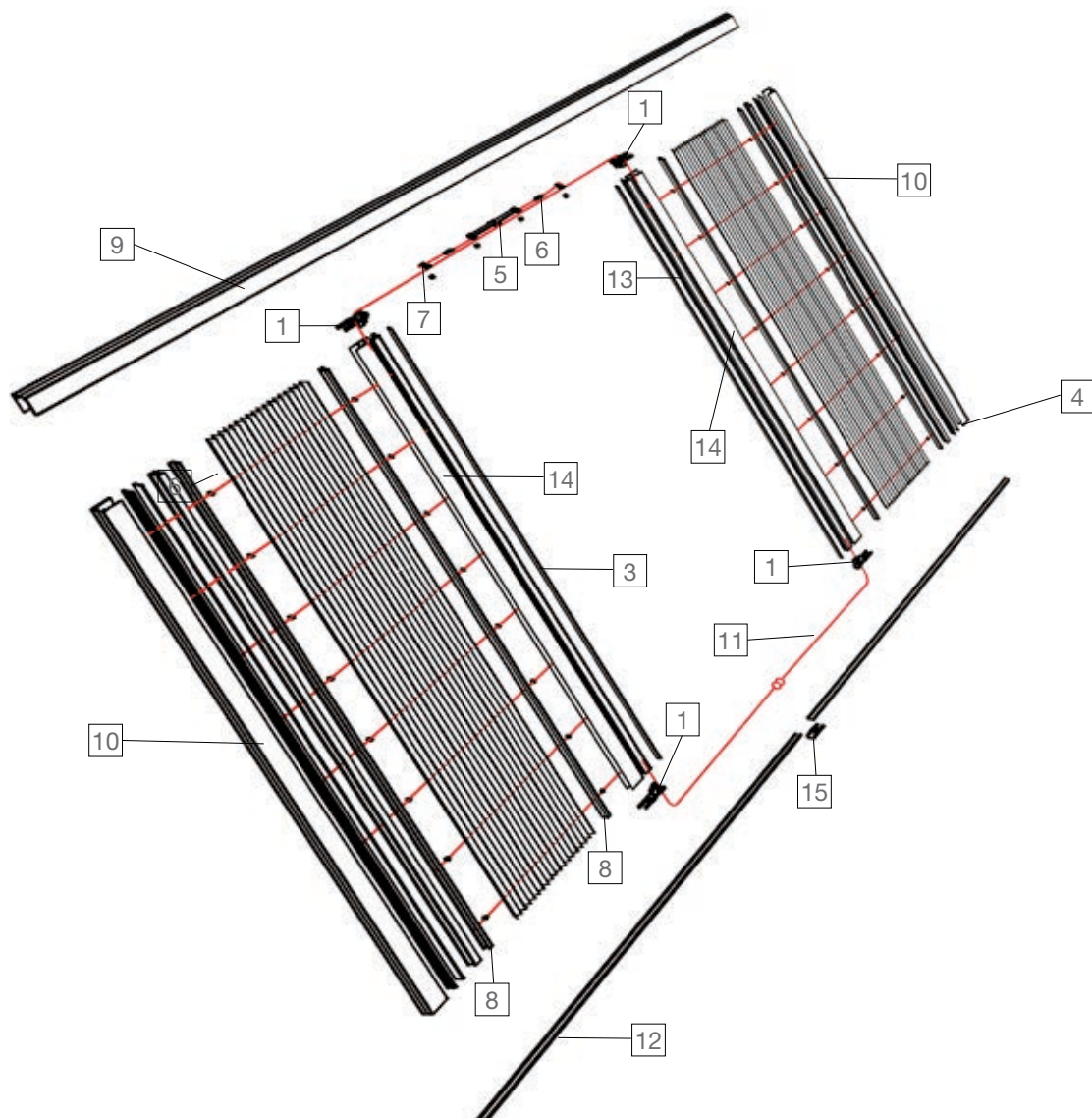
fibra grigia/fiber gray



fibra nero/black fibre

PliFlex LD18

Kit di assemblaggio per zanzariera plissè laterale doppia
 Kit for assembling for double side - sliding pliflex



legenda

ZPLD Plissè PliFlex LD18

- | | |
|-----|--|
| 1. | PL901 tappo barramaniglia |
| 2. | PL902 clips di fissaggio |
| 3. | PL903 magnete |
| 4. | PL904 magnete grande pliflex |
| 5. | PL905 spingifilo per pliflex laterale + grani |
| 6. | PL906 molla tensionatrice |
| 7. | PL907 blocchetto tensionatore fili + grani |
| 8. | PL908 pacco rete |
| 9. | PL909 guida pliflex |
| 10. | PL909 guida pliflex |
| 11. | PL911 filo pliflex |
| 12. | PL912 guida inferiore bassa pliflex + biadesivo |
| 13. | PL917 profilo compensatore pliflex doppia |
| 14. | PL914 barramaniglia pliflex |
| 15. | PL915 giunto centrale per pliflex doppia |
| 16. | PL916 spingifilo con becco per pliflex verticale |

index

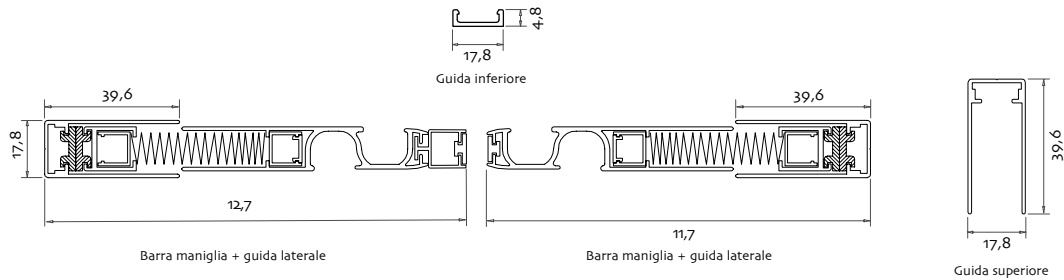
ZPLD LD18 Plissè PliFlex

- | | |
|-------|--|
| PL901 | handle rod plug |
| PL902 | snapback supports |
| PL903 | magnet |
| PL904 | large magnet pliflex |
| PL905 | push-wire for side sliding pliflex + grub screws |
| PL906 | tension spring |
| PL907 | wires tension block + grub screws |
| PL908 | wire mesh pack |
| PL909 | pliflex guide |
| PL909 | pliflex guide |
| PL911 | pliflex thread |
| PL912 | lower low pliflex guide + double-sided |
| PL917 | double side-sliding pliflex balancing profile |
| PL914 | pliflex handle rod |
| PL915 | central joint for double side-sliding pliflex |
| PL916 | push-wire with "lever" for vertical pliflex |

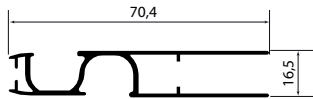
scheda tecnica/technical sheet

Misure consigliate in mm/Size suggested in mm

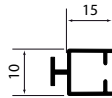
L/min ---- L/max 3600
H/min 400 H/max 2600



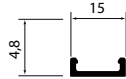
profili/profiles



PL914
barra maniglia
pliflex handle rod



PL917
profilo compensatore
balancing profile

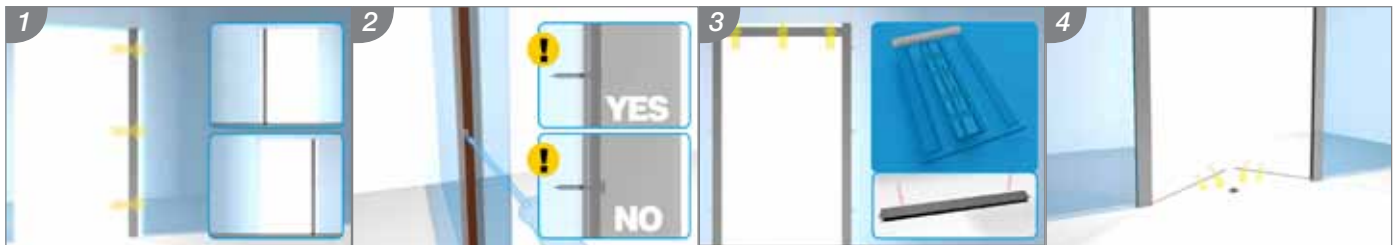


PL912
guida inferiore bassa
lower low pliflex guide



PL909
guida pliflex
pliflex guide

montaggio/mounting



1 fissare i profili laterali in ambedue i lati
Fix lateral profiles on both sides

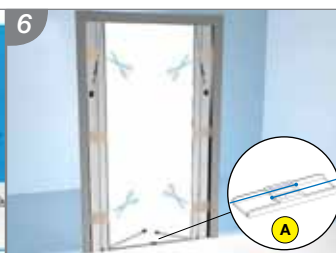
2 fissare i profili laterali con magneti come riportato in figura
Fix the magnetic lateral profile as shown in the picture

3 fissare il profilo guida superiore
Fix the upper guide profile

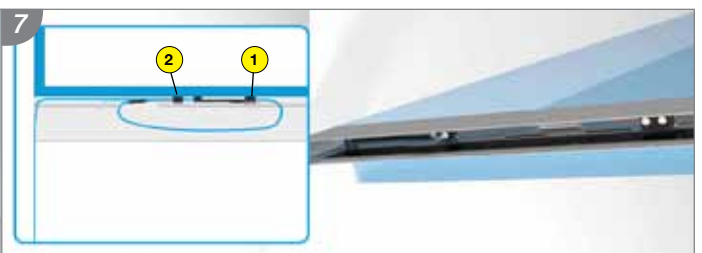
4 fissare le guide inferiori tramite il giunto centrale PL915
Fix the lower guide through the central joint PL915



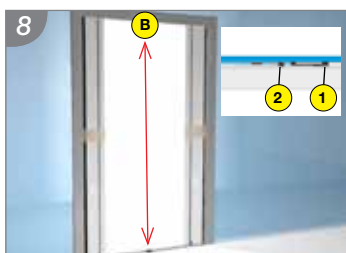
5 agganciare i pacchi rete nei profili laterali, con le etichette lato alto nella parte superiore.
Hook up the wire mesh packs to the lateral profiles, keeping the "high side" label in the superior part



6 tagliare i nastri dei pacchi rete solo nelle estremità e agganciare i fili inferiori al giunto centrale particolare A
Cut tapes at the end of the wire mesh packs and hook up the lower wire to the central joint (as in detail A)



7 inserire nello scasso della guida superiore, lo spingifilo (1) e il bloccetto tensionatore (2)
Insert the push-wire (1) and the tension block (2) in the breaking of the upper guide



8 su ogni anta portare lo spingifilo (1) e il bloccetto tensionatore (2) fino al punto (B) in corrispondenza del giunto centrale
On each shutter move the push-wire (1) and the tension block (2) until the point B where is the correspondent central joint




9 tagliare il nastro centrale dei pacchi rete e verificare il funzionamento della zanzariera
Cut the central tape of the wire mesh packs
Verify the operation of the screen


Lista colori e profili

List of colours and profiles

COLORE	C42	C31	C45 INC	C45E	FISSA	AMERIKA	FREE	PLIFLEX
 9010	•	•	•	•	•	•	•	•
 1013	•	•	•	•	•	•	•	•
 8017	•	•		•	•	•	•	•
 8017 OPACO			•					
 BRONZO	•	•	•	•	•	•	•	
 BRONZO CHIARO VERN	•							•
 ARGENTO	•	•				•		•
 6005	•	•			•	•	•	•
 3003	•							
 Elettroclore	•	•						
 NERO 9005/41				•	•		•	•
 MARRONE MUSCHIO			•					
 MARRONE RAFF	•	•			•	•	•	•
 VERDE RAFF	•	•			•	•	•	•
 GRIGIO RAFF	•	•			•	•	•	•
 DR703 FERRO MICACEO S.	•				•		•	•
 RAME MARTELLATO	•				•		•	•
 BRONZO SCURO VERN.	•		•				•	•
 CILIEGIO 317/70 R	•					•	•	•
 NOCE 102/70 R	•					•	•	•
 DOUGLAS 335-8 R	•							
 NOCE 310/70 R	•							
 CILIEGIO 532	•	•						
 EFFECTA NH31	•	•			•	•	•	•
 EFFECTA WHITE WH30	•						•	•
 CILIEGIO EZY 510	•	•			•			
 RENOLIT SCURO	•						•	
 RENOLIT CHIARO	•		•				•	




9010



1013



8017



8017 OPACO/matte



BRONZO/bronze



BRONZO/bronze




ARGENTO/silver



6005



3003




Elettrocolore




NERO/black 9005/41



Marrone muschio



MARRONE/brown RAFF



VERDE/green RAFF



GRIGIO/grey RAFF



DR703 FERRO MICACEO S.



RAME MARTELLATO



BRONZO SCURO



CILIEGIO/cherry 317/70 R



NOCE/walnut 102/70 R




DOUGLAS 335-8 R



NOCE/walnut 310/70 R



CILIEGIO/cherry 532



EFFECTA NH31



EFFECTA WHITE WH30



CILIEGIO EZY 510



RENOLIT SCURO




RENOLIT CHIARO

Reti e teli

Nets and drapes


Teli Oscuranti - *Shading Drapes*




Bianco/White 500




Marrone/Bianco-Brown/Black 533




Avorio/Ivory 510



Grigio/Gray 526



Nero/Black 530



Cammello/Camel 506

Teli Filtranti - *Filtering Drapes*



Bianco/White




Bianco/Avana-White/Havana 355




Bianco/Grigio-White/Gray 354


Reti - Nets




Fibra/Fiber




Fibra Bianco/Nero-White/Black Fibre




Fibra nero/Black Fibre



Alluminio Elettro Nero
Aluminium Elettro Black



Alluminio Argento-Aluminium Silver



Acciaio Inox-Steel Inox

Comunicazione

Strumenti di vendita



Totem Espositore
Totem display



Gadget



Campionari Colori
Sample colors



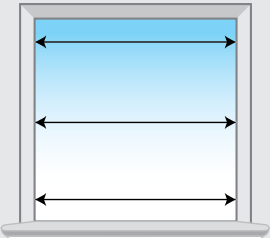
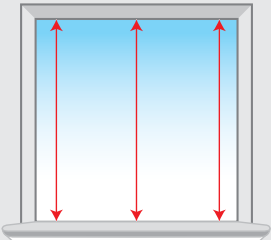
Listini Prezzi
Price lists

Depliant e Cataloghi
Brochures and Catalogs



Pre carica molla per cassonetti		
Tipo	larghezza cm	giri
M31	60	8
	80	10
	100	12
	120	14
	140	16
	160	18
M42 E45 CAT42 M45INC	60	11
	70	13
	90	14
	110	17
	120	18
	130	19
	160	22
180	24	
L31 LD31 L42	tutte	15
LD42 L45INC LD45INC	tutte	17

Per i modelli con rallentatore
+ 2 giri molla
dalla tabella sopra indicata

Distinta di taglio per cassonetti e guide			Distinta di taglio per cassonetti e guide		
descrizione	tipo	mm	descrizione	tipo	mm
Cassonetto e barramaniglia	M42-L42-LD42	-16	Guida 33x45 inc	M45 inc	-4,8
	M31-L31-LD31	-16		L45 inc	-4,5
	CAT42	-19		LD 45 inc	-9
	E45	-22		battuta	dividere in 2
	45INC	-18			
	Guide fissaggio con supporto a scatto	M42-C42		-50	Guida 21X22
M31		-45	Ld45 inc	-9	
L42		-55	dividere in 2		
L31		-50			
Guide fissaggio senza supporto a scatto	M42-CAT42	-45	Come acquisire le misure		Acquisire n° 3 misure in senso orizzontale e comunicare la più piccola.
	M31	-40			
	L42	-50			
	L31	-45			Acquisire n° 3 misure in senso verticale e comunicare la più piccola
	LD42	-90			
	LD31	-80			
Guide E45	con traversa	-66			
	senza traversa	-47			
Rinforzo per barramaniglia	L31-42	-10,8			
	LD31-42				
	L45 inc LD45 inc	-11			

Le minime misure realizzabili sono:

- L35XH145 - M42/E45/45INC giri 5 (molla corta)
- L45XH175 - CAT42/E45 giri 7 (molla corta)
- L35XH100 - M31 giri 5 (molla corta)
- L45XH150 - M31 giri 7 (molla corta)
- L55XH175 - M42/M31 (con rallentatore)

I profili utilizzati nel presente catalogo, al fine di migliorarne la struttura, possono subire qualsiasi variazione tecnica per forma o dimensione, in qualsiasi momento e senza alcun preavviso.